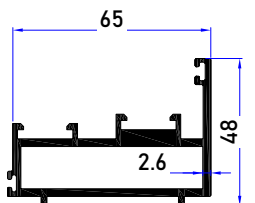


ALUMINIUM EXTRUDED OUTER

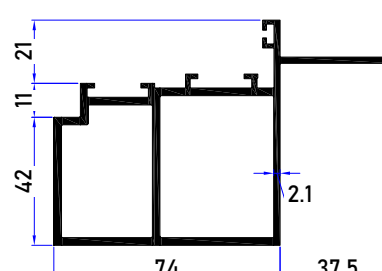
Q01567



DESCRIPTION
 ALLOY / TEMPER : 6063-T6
 LOCATION : -TYPICAL
 WEIGHT : 1.605 Kg/m
 AREA : 590.266
 I-VALUE : 000000

ALUMINIUM EXTRUDED SHUTTER

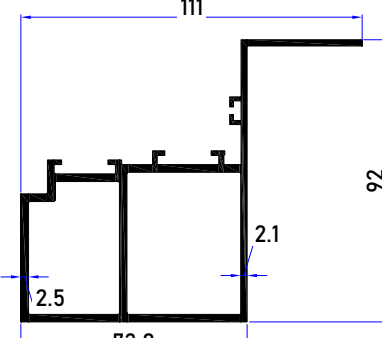
Q01568



DESCRIPTION
 ALLOY / TEMPER : 6063-T6
 LOCATION : -UCW
 WEIGHT : 2.363 Kg/m
 AREA : 869.080
 I-VALUE : 000000

ALUMINIUM EXTRUDED SHUTTER

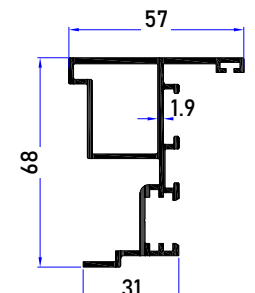
Q01569



DESCRIPTION
 ALLOY / TEMPER : 6063-T6
 LOCATION : -TYPICAL
 WEIGHT : 2.465 Kg/m
 AREA : 906.467
 I-VALUE : 000000

ALUMINIUM EXTRUDED INTERMEDIATED

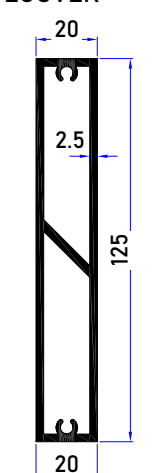
Q01570



DESCRIPTION
 ALLOY / TEMPER : 6063-T6
 LOCATION : -UCW
 WEIGHT : 1.203 Kg/m
 AREA : 442.632
 I-VALUE : 000000

ALUMINIUM EXTRUDED LOUVER

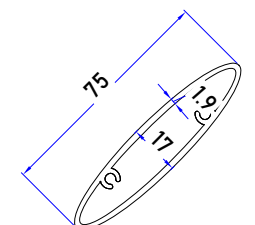
Q01571



DESCRIPTION
 ALLOY / TEMPER : 6063-T6
 LOCATION : -UCW
 WEIGHT : 2.1276 Kg/m
 AREA : 788.092
 I-VALUE : 000000

ALUMINIUM TRANSOM FEMALE PROFILE

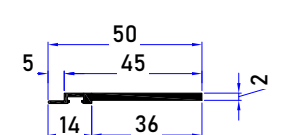
Q01572



DESCRIPTION
 ALLOY / TEMPER : 6063-T6
 LOCATION : -UCW
 WEIGHT : 0.706 Kg/m
 AREA : 259.55
 I-VALUE : 000000

ALUMINIUM ADD-ON PROFILE

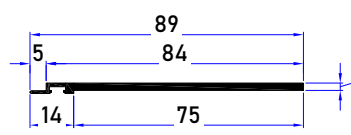
Q01573



DESCRIPTION
 ALLOY / TEMPER : 6063-T6
 LOCATION : -UCW
 WEIGHT : 0.297Kg/m
 AREA : 110.200
 I-VALUE : 000000

ALUMINIUM ADD-ON PROFILE

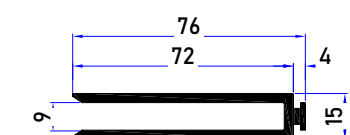
Q01574



DESCRIPTION
 ALLOY / TEMPER : 6063-T6
 LOCATION : -UCW
 WEIGHT : 0.5481Kg/m
 AREA : 203.461
 I-VALUE : 000000

ALUMINIUM LIP PROFILE-1

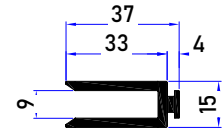
Q01575



DESCRIPTION
 ALLOY / TEMPER : 6063-T6
 LOCATION : -UCW
 WEIGHT : 1.2906 Kg/m
 AREA : 478.874
 I-VALUE : 000000

ALUMINIUM LIP PROFILE-2

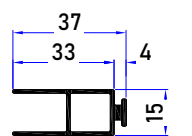
Q01576



DESCRIPTION
 ALLOY / TEMPER : 6063-T6
 LOCATION : -UCW
 WEIGHT : 0.6588 Kg/m
 AREA : 244.874
 I-VALUE : 000000

ALUMINIUM LIP PROFILE-3

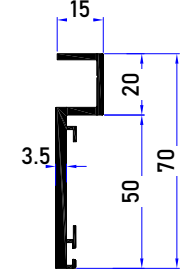
Q01577



DESCRIPTION
 ALLOY / TEMPER : 6063-T6
 LOCATION : -UCW
 WEIGHT : 0.3753 Kg/m
 AREA : 139.140
 I-VALUE : 000000

ALUMINIUM TOP TRANSOM ADD ON PROFILE

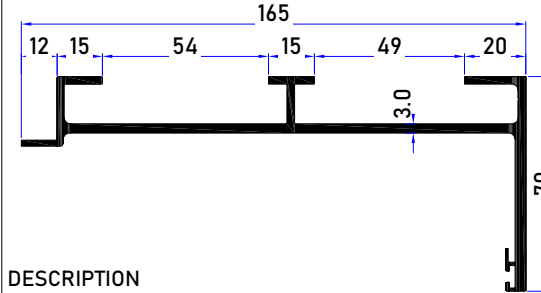
Q01578



DESCRIPTION
 ALLOY / TEMPER : 6063-T6
 LOCATION : -UCW
 WEIGHT : 0.7992 Kg/m
 AREA : 296.048
 I-VALUE : 000000

ALUMINIUM TOP TRANSOM PROFILE

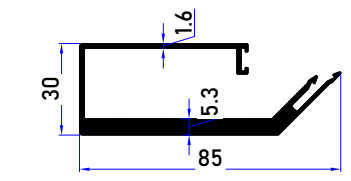
Q01579



DESCRIPTION
 ALLOY / TEMPER : 6063-T6
 LOCATION : -UCW
 WEIGHT : 2.4516 Kg/m
 AREA : 908.041
 I-VALUE : 000000

ALUMINIUM EXTRUDED CORNER CAPPING

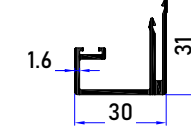
Q01580



DESCRIPTION
 ALLOY / TEMPER : 6063-T6
 LOCATION : -UCW
 WEIGHT : 1.549 Kg/m
 AREA : 569.658
 I-VALUE : 000000

ALUMINIUM EXTRUDED FIN PROFILE-2

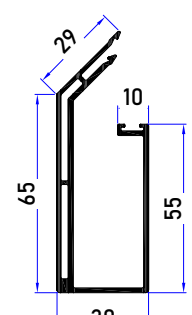
Q01581



DESCRIPTION
 ALLOY / TEMPER : 6063-T6
 LOCATION : -UCW
 WEIGHT : 0.451 Kg/m
 AREA : 166.170
 I-VALUE : 000000

ALUMINIUM EXTRUDED CORNER CAPPING

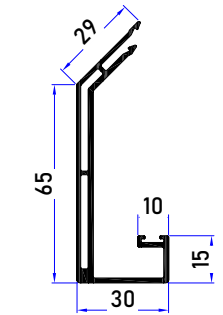
Q01582



DESCRIPTION
 ALLOY / TEMPER : 6063-T6
 LOCATION : -UCW
 WEIGHT : 1.0908 Kg/m
 AREA : 404.160
 I-VALUE : 000000

ALUMINIUM EXTRUDED SKIRTING PROFILE

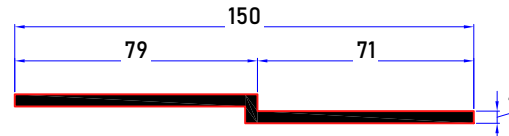
Q01583



DESCRIPTION
 ALLOY / TEMPER : 6063-T6
 LOCATION : -UCW
 WEIGHT : 0.918 Kg/m
 AREA : 340.802
 I-VALUE : 000000

ALUMINIUM BEACKET 125X4MM THICK

Q01584



DESCRIPTION
 ALLOY / TEMPER : 6063-T6
 LOCATION : -TYPICAL
 WEIGHT : 1.6767 Kg/m
 AREA : 621.083
 I-VALUE : 000000