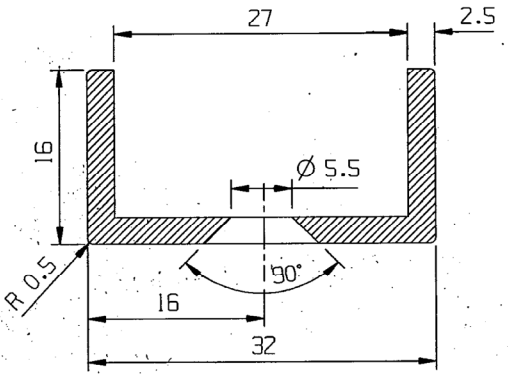
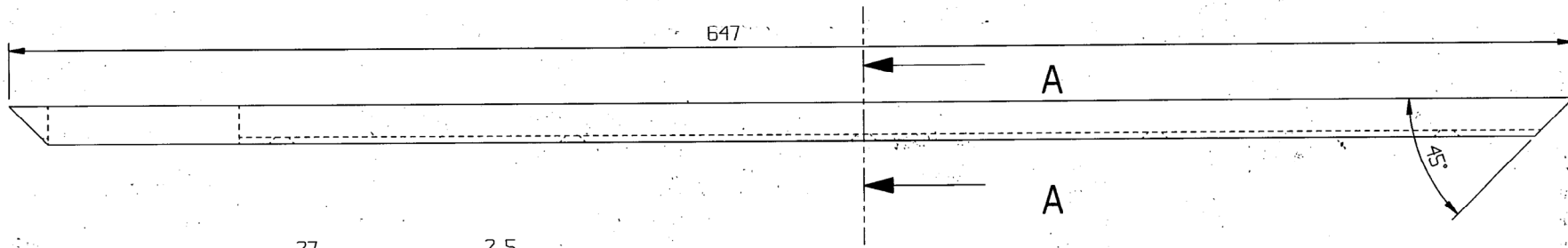
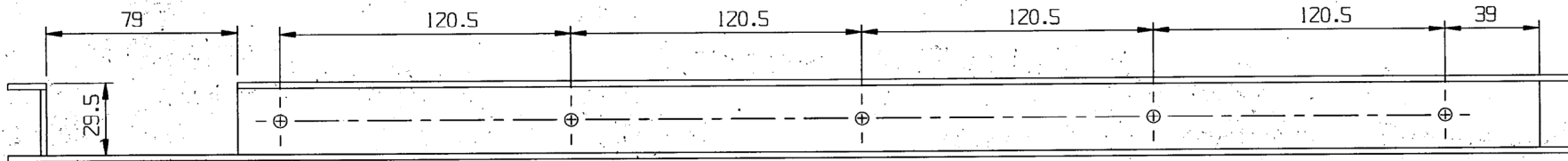


9	10	11	12	13
ALT.NO	ALT.DATE	ZONE	ALTERATIONS	AUTHORITY
NIL	NIL	NIL	NIL	NIL



SECTION A-A
SCALE 2:1

NOTE:-
1. DIMENSIONAL TOLERANCES ON CROSS SECTION, TWIST, STRAIGHTNESS, LENGTH ETC. SHALL CONFORM TO IS:3965-1981, IS:2673-1979, IS:6477-1983 UNLESS OTHERWISE SPECIFIED.

भारतीय
Entered
में
Into
प्रविष्टियां की
Date Base

21 SEP 2006

NIL	FRAME EXTRUSION TOP	NIL	NIL	IS:733-83 Gr:63400WP	ALUMINIUM EXTRUSION			
WELD LENGTH	ITEM	DESCRIPTION & DIMENSIONS	OPASSLY	DETAIL DRG	MATL. & SPEC.	REMARKS		
NIL	M	GROUP	DOOR ARRANGEMENT			SUPERSEDES: NIL		
WEIGHT	FILE	\\Nas\dev\SKHD\Lav.Door\lw56436.prt (30)						
0.2237	KG	<p align="center">FRAME EXTRUSION TOP</p> <p align="center">RAIL COACH FACTORY, KAPURTHALA</p> <p align="center">INDIAN RAILWAYS STANDARD</p>				SCALE	SSE/REC	
S. AREA						1:2	CHD	TPSI
NIL	M ²					DRN	SKHD	
LENGTH / D-I-A								
NIL	M							
WIDTH / THICK		INDIAN RAILWAYS STANDARD				REF.DRG.NO.	NIL	
NIL	M				PL NO.	NIL		
HEIGHT					DRG.NO.	LW56436		
NIL	M				ALT.	NIL	SIZE A3 SHEET	

DETAIL DRGS STARTING WITH "LI" ARE INTERNAL REFERENCE LISTS ONLY AND ARE NOT FOR ISSUE.			
THIS IS A COMPUTER GENERATED DRAWING. ANY MANUAL ALTERATION SHALL AUTOMATICALLY RENDER IT INVALID.			
FOR UNTOLERANCED DIMENSIONS REFER MDG0008	DATE OF FIRST ISSUE	17/07/2006	CGM BY