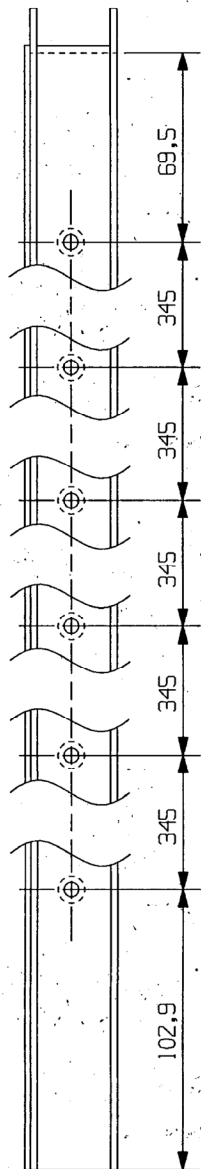
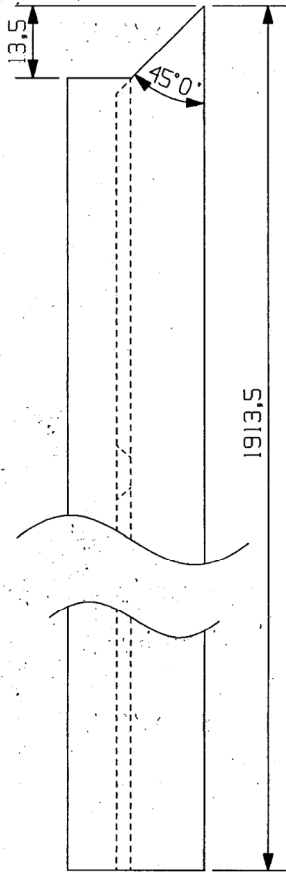
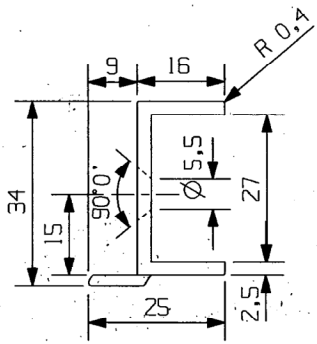


ALT.NO	ALT.DATE	ZONE	ALTERATIONS		AUTHORITY
NIL	NIL	NIL	NIL		NIL



SCALE 1 : 2

NOTE:-
 1. DIMENSIONAL TOLERANCES ON CROSS SECTION, TWIST, STRAIGHTNESS, LENGTH ETC. SHALL CONFORM TO IS:3965-1981, IS:2673-1979, IS:6477-1983 UNLESS OTHERWISE SPECIFIED.

प्रविष्ट
 Entered
 में
 Into
 प्रविष्टियों की
 Date Base

21 SEP 2006

NIL	FRAME EXTRUSION R.H.	NIL	NIL	IS:733-83 Gr:63400WP	ALUMINIUM EXTRUSION
WELD LENGTH	ITEM	DESCRIPTION & DIMENSIONS	OPASSLY	DETAIL DRG	MATL. & SPEC.
NIL	M	GROUP	DOOR ARRANGEMENT		
WEIGHT	FILE	\\Nas\dev\SKHD\Lav.Door\lw56437.prt (3D)			
0.8802	KG	SUPERSEDES: NIL			
S.AREA	FRAME EXTRUSION R.H.				SCALE SSE/REG
NIL	M ²	INDIAN RAILWAYS STANDARD			
LENGTH /-D+A	RAIL COACH FACTORY, KAPURTHALA				REF.DRG.NO
NIL	M	INDIAN RAILWAYS STANDARD			
WIDTH /-THICK	INDIAN RAILWAYS STANDARD				PL NO.
NIL	M	INDIAN RAILWAYS STANDARD			
HEIGHT	INDIAN RAILWAYS STANDARD				DRG.NO.
NIL	M	INDIAN RAILWAYS STANDARD			

DETAIL DRGS STARTING WITH "LI" ARE INTERNAL REFERENCE LISTS ONLY AND ARE NOT FOR ISSUE.
 THIS IS A COMPUTER GENERATED DRAWING. ANY MANUAL ALTERATION SHALL AUTOMATICALLY RENDER IT INVALID.
 FOR UNTOLERANCED DIMENSIONS REFER MDG0008 DATE OF FIRST ISSUE 17/07/2006 CGM BY