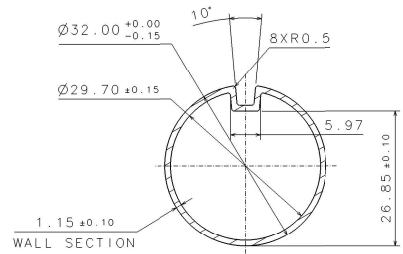
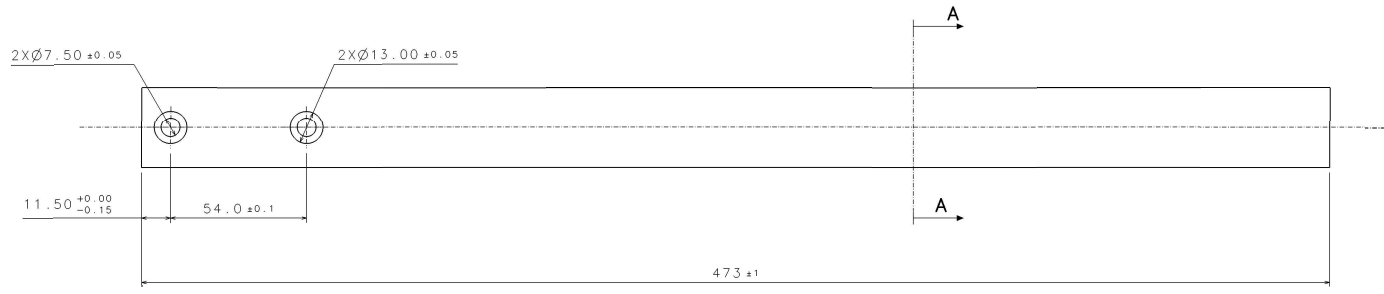
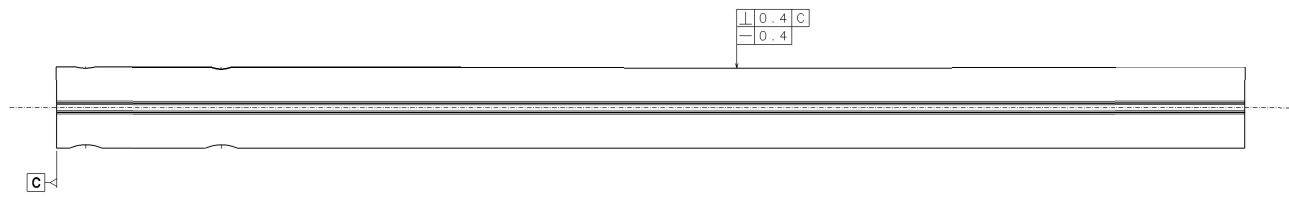


P O N M L K J I H G F E D C B A

- NOTES:
 1. ALL MATERIALS MUST COMPLY WITH ES100118.
 2. MATERIAL: A16063-T5.
 3. TO BE FREE FROM INTERNAL & EXTERNAL BURRS & SHARP EDGES.
 4. THIS DRAWING IS BASED ON ONE OR MORE REFERENCE 3D MODELS WHICH DEFINE ANY UNDIMENSIONED FEATURE. REFER TO THE
 5. FINISH: SILVER ANODISED.
 6. REFERENCE DIMENSIONS: Ø32*473MM.



Section view A-A
 Scale: 2:1



GENERATED FROM: 3D	THIRD ANGLE PROJECTION	TOL UNLESS SPECIFIED 0 & 1 PLC DEC: ±0.2 2 PLC DEC: ±0.10 ANGLES: ± 1.0°	DOC NO: N897367-C2D1_
		ALL DIMENSIONS mm SIZE: A1 REF SCALE: 1:1	TITLE: POLE UPPER HALF,CRAFTSMAN,S-TR
		SHEET: 1 QF 1	REVISION: *** VER/ITER: ***
			CHANGE: ***
			FOR PART DATA REFER TO PART DETAILS REPORT

P O N M L K J I H G F E D C B A