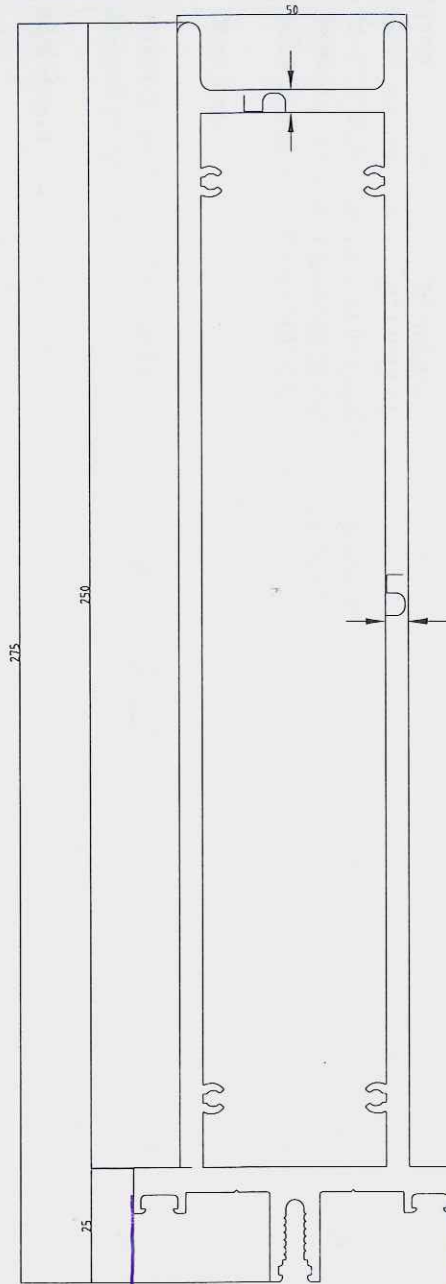
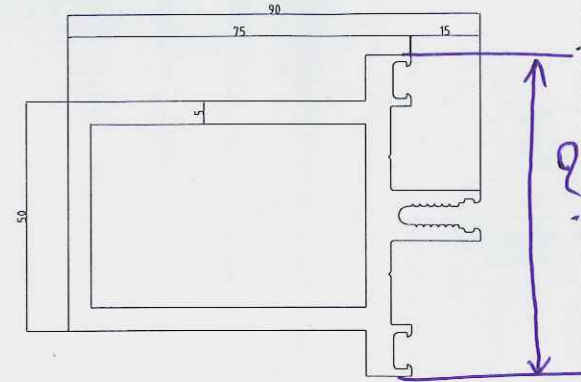


PROFILE WEIGHT CHART



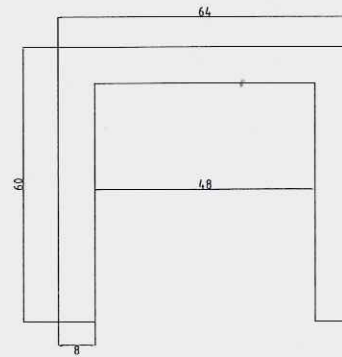
ALUM. EXTRUDED MULLION

WT.- 8.982 KG/M



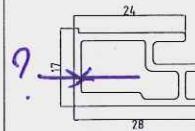
ALUM. EXTRUDED TRANSOM

WT.- 3.812 KG/M



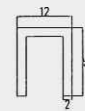
ALUM. EXTRUDED CHANNEL

WT.- 3.642 KG/M



GLAZING FRAME

WT.- 0.442 KG/M



ALUM. CHANNEL

WT.- 0.081KG/M

Q00614

Q00613

275 X