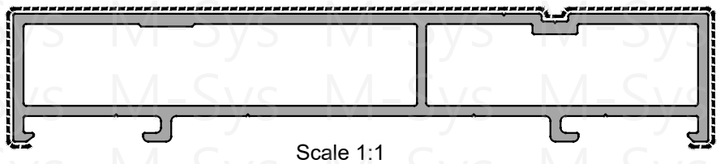

Scale 1:1

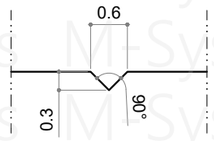

Detail @ 'V' Groove

DIMENSIONS TOLERANCES	
from 1.0 to 10	± 0.15
from 10 to 15	± 0.20
from 15 to 30	± 0.25
from 30 to 45	± 0.30
from 45 to 60	± 0.40
from 60 to 90	± 0.45
from 90 to 120	± 0.60
from 120 to 150	± 0.70
from 150 to 180	± 0.90
from 180 to 240	± 1.10

THICKNESS TOLERANCES	
from 1.0 to 1.5	± 0.15
from 1.5 to 3.0	± 0.20
from 3.0 to 6.0	± 0.25
from 6.0 to 10.0	± 0.30

Profile Detail

Description	2 Track Side Profile
Code	0
Area	709.3770
Weight	1.915 kg/mtr.
Date	30.11.2022
Revision	00
Alloy	6063-T6
Perimeter	370.5538

Legends

Symbol	Radius
f	Full Radius
+	R0.5mm
Note:	Non specified radius will be of R0.3mm

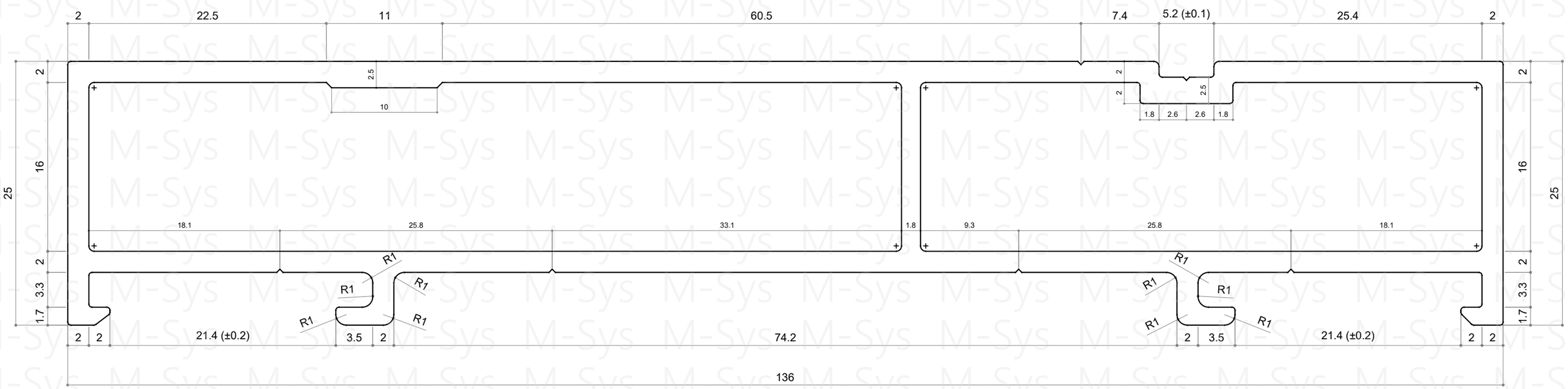

All details & drawing provided above is property of M/s M-Sys. All dimensions in MM. Drawings not to be scaled.