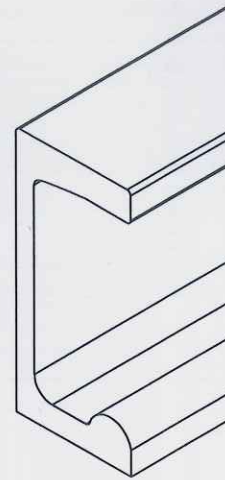
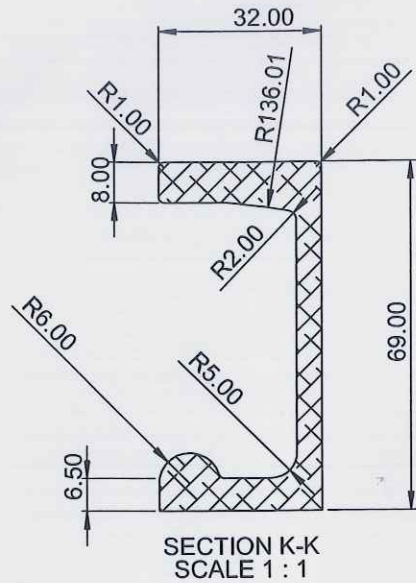
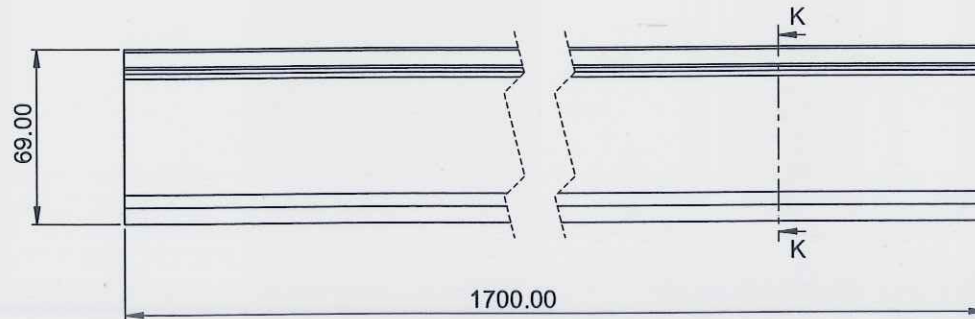


PHOTOCOPY / MANUAL CORRECTION STRICTLY PROHIBITED



GENERAL NOTE:
1- TOLERANCE FOR EXTRUSION;
X.X mm ... ±0.30 mm
X.XX mm... ±0.20 mm

Q02259



Resistoflex

Email: sourcing@resistoflex.in

PROJECTION REPORT ALL ERRORS & CHANGES

REMOVE ALL BURRS AND SHARP EDGES

GENERAL TOLERANCES:

CASTING.....±.76 mm	MACHINING { .XX...±.13 mm
FABRICATION... ±.51 mm	x.....±.38 mm
SURFACE TEXTURE...3.2 µm	ANGULAR.....0°30'

Drwn: RK	12.08.2024	ALL DIMENSIONS ARE IN MM
Chkd: DKS	12.08.2024	
Appd: AA	12.08.2024	SCALE: NTS

**NON CONTROLLED COPY
FOR REFERENCE ONLY**

MATERIAL: AL-6063-T6

STANDARD: EN 573-3 & EN 755-2

TITLE:	TOP EXTRUSION	APPROX Wt.(Kg.)
		-

DRG. NO.:	RIC-R090-005-005	REV
		00

REF:		SHEET
		1/1

STRICTLY CONFIDENTIAL- DO NOT COPY, DO NOT DISCLOSE TO THIRD PARTIES. This document contains industrial secrets. This drawing is the property of RESISTOFLEX, it must not be reproduced or communicated without authorization, and returned after use.