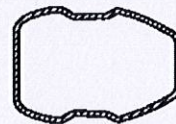
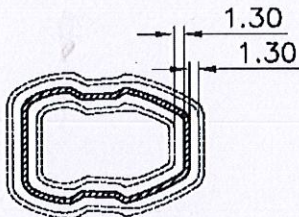


Q32296

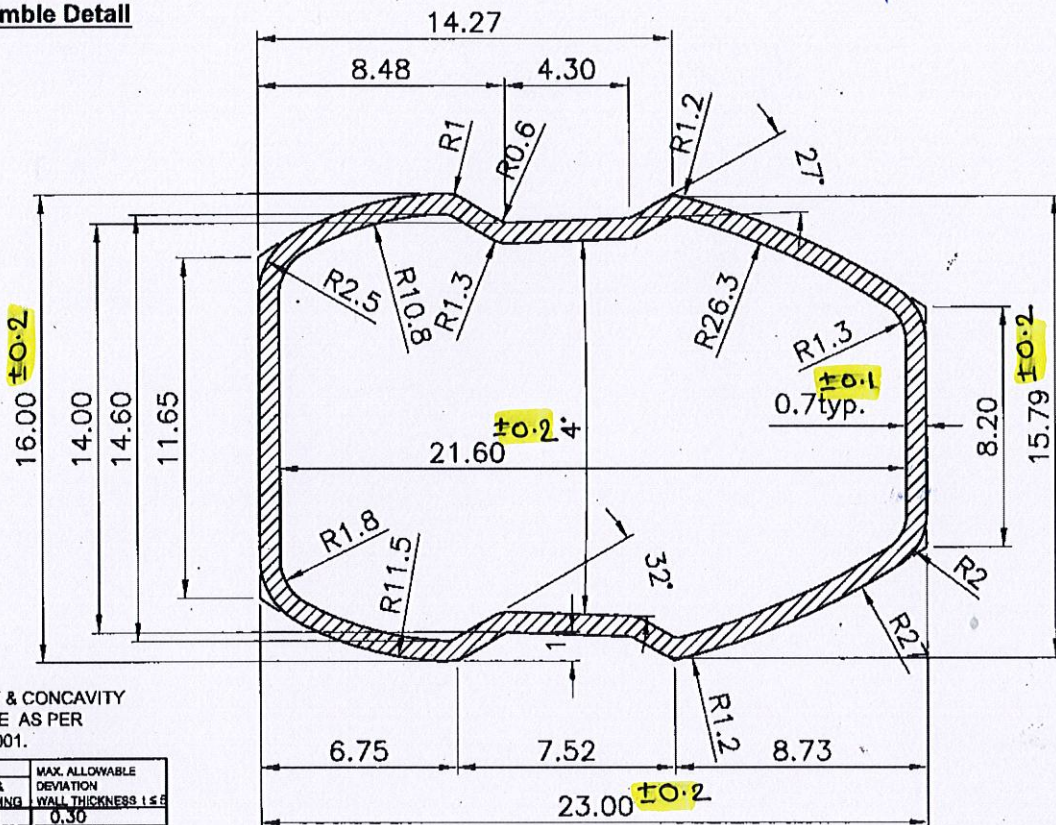
NEW Q01168



Actual sec. size



Assemble Detail



CONVEXITY & CONCAVITY TOLERANCE AS PER EN: 755-9-2001.

WIDTH OVER	UP TO & INCLUDING	MAX. ALLOWABLE DEVIATION WALL THICKNESS ±
--	30	0.30
30	60	0.40
60	100	0.60
100	150	0.90
150	200	1.20
200	300	1.80
300	400	2.40

CIRCUMSCRIBING CIRCLE CD ≤ 100
TOLERANCE TO BE :- EN: 755-9:2001.



NOTE:
UNSPECIED RADIUS 0.30 mm.
ALL DIMENSIONS ARE IN mm.

CONVEXITY-CONCAVITY, TWISTNESS, STRAIGHTNESS, ANGULARITY AND CONTOUR TOLERANCE AS PER - EN 755 - 9,2001

SIZE TOLERANCE		THICKNESS TOLERANCE	
RANGE	TOLERANCE	RANGE	TOLERANCE
0-<10	±0.25	0-<1.5	±0.15
10-<25	±0.30	1.5-<3	±0.15
25-<50	±0.50	3-<6	±0.20
50-<100	±0.70	6-<10	±0.25
		10-<15	±0.30



ALOM EXTRUSIONS LIMITED.
(UNIT-II)

Balalore	CUST	M/S - SAMSONITE SOUTH ASIA PVT. LTD.			MKT. REF. NO./DATE	I.O.M./MAIL 27-11-15
CUST.DRG./SAMPLE	AS PER DRG.		AREA	46.368 mm ²	DRWN./DATE	S.PATRA 15-12-15
	SEC. TYPE	HOLLOW	WEIGHT	125 gm/M	CHECKED/DATE	H.L.SHARMA --
	CONT. SIZE	131 (P3) mm.	WT. RANGE	425-555 gm/3.66M	END USE	MIDDLE TUBE
	No. of imp.	4	PERIMETER	EXT. 68.517 mm. INT. 64.09 mm.	SCALE :	1:1,4:1
REV. NO. & DATE	ALLOY&TMP.	6063-T6	C C D	24.5	BLS.	--
ALL DIMENSIONS ARE IN MM	BOLSTER	--	BLS.	BLS.-2529	SEC. NO.	--
	INST.BOLSTER	--	DWG. NO.			