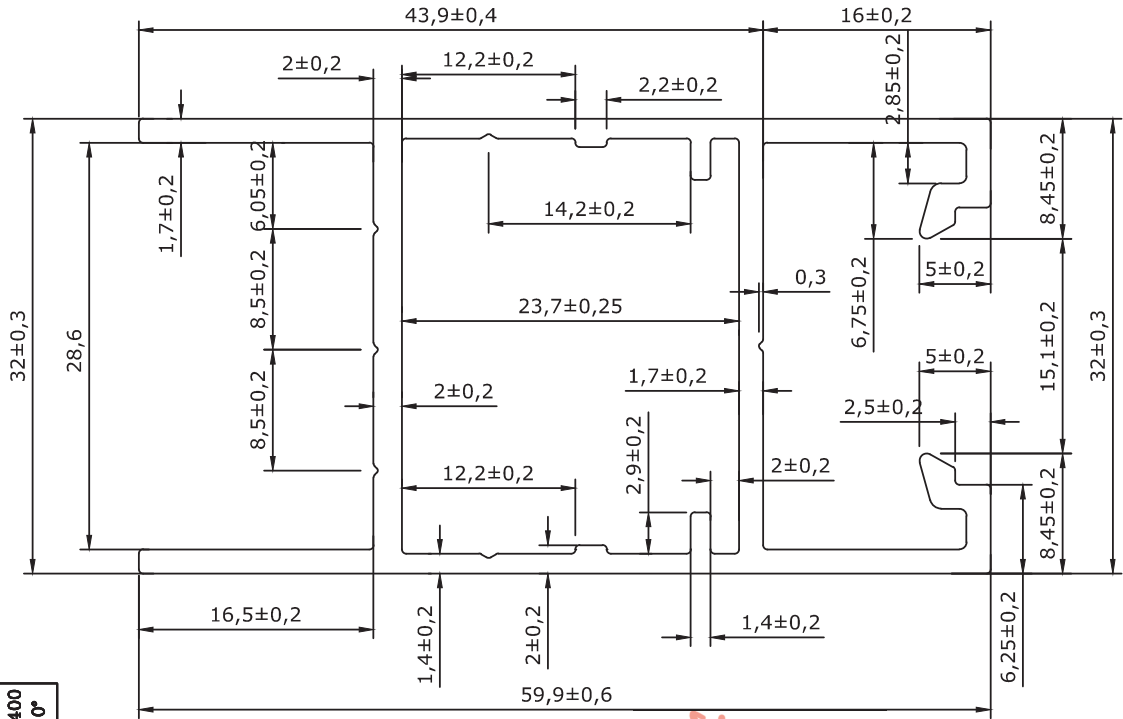
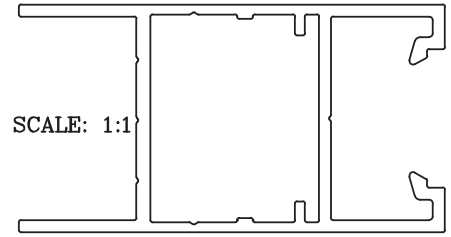
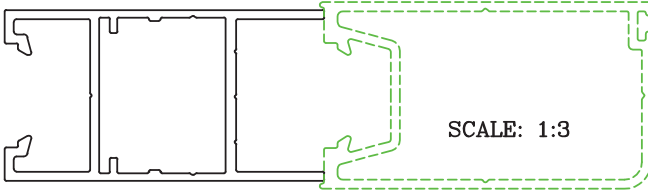


REF NO: B-25



OK
7/2/22

CODE : SEW/STA/S1/541

REV : 00 / Dt : 28.12

UNSPECIFIED RADIUS:-0.50

NOTE:- ALL DIMENSIONS ARE IN mm.

WITH DIN ISO 2768-1 class C = Coarse		400-1000
Dimension	3 - 30	±0.8
Longitudinal	6 - 30	±0.5
chamfer & radius	6 - 30	±2.0
Degrees & Minutes	10-50	±1°
	120-400	±0°15'
	over 400	±0°10'

AREA: 337.788 Sqmm [^]	ALLOY/TEMPER:-	DRAWN BY: RAJE
PERIMETER: 283.211	FLATNESS:- ±0.8mm [^]	DATE: 28/12/2021
WEIGHT: 3.338 Kg/12'	TOLERANCES:	REVISION:-
DESCRIPTION :	ANGULARITY:	CHECKED BY:-
PARTY DRG NO:	straightness:	APPROVED BY:-
SECTION NO:	TWIST:-1.70mm/meter	SCALE:- 2:1