ALL DIM.	BENDING DIM.	LASER/RAW MATL. CUT LIST	WELDING ANNOTATION	WELDING TYPE	TOLERANCE	RAW MATERIAL	THICKNESS	M/C NAME	QTY.	MATERIAL	3D ASSY	HARDWARE/ CONSUMABLE

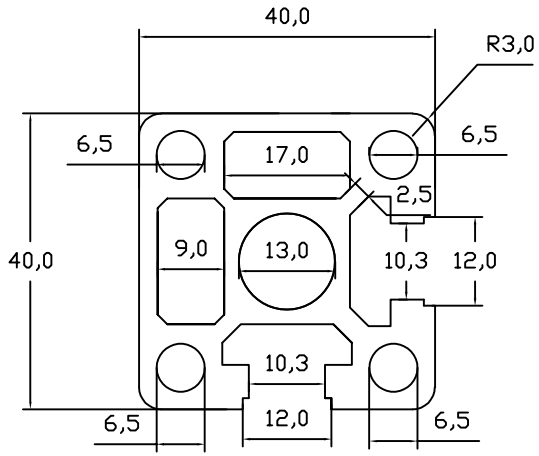



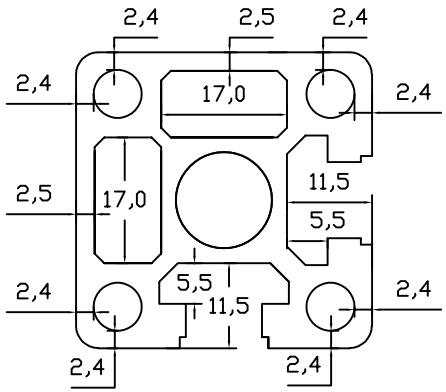

Q04001

This Document is the property of Amar engineering works & shall be used only with their express permission in writing.

REV NO.	REVISION	DATE	NAME	SIGN.

NOTES:
Remove All Sharp Edges ! Please ask if any Doubt .
Unspecified RADIUS - 0.5 ! Unspecified CHAMFER - 1 x 45°

QTY :
MAT :

GENERAL TOLERANCE		SURFACE FINISH	
SIZE	LIMIT	Ra	LIMIT
0.5 - 6	±0.1	50	~
6 - 30	±0.2	25 / 32	▽
30 -120	±0.3		
120 - 315	±0.5	6.3 / 12.5	▽▽
315 - 1000	±0.8		
1000- 2000	±1.2	1.6 / 3.2	▽▽▽
1000- 2000	±2		
4000-8000	±3	0.8 / 0.012	▽▽▽▽

TITLE: **40X40 2 WAY CLOSE**

MACHINE NAME :
THIS DRAWING WAS PRODUCED USING SOFTWARE : SOLIDWORKS 2018
WEIGHT: kg

ALL DIMENSIONS IN MM.
DO NOT SCALE IF ANY DOUBT

DGN NO:

	NAME	SIGN	DATE
DESIGN	Rupinder singh		18-07-25
CHK'D	Jaspal singh		

PAPER: A4
SCALE: 1:1
REVISION: $PRPSHEET:(Revision)
SHEET: 1 OF 1

FILE LOCATION :-