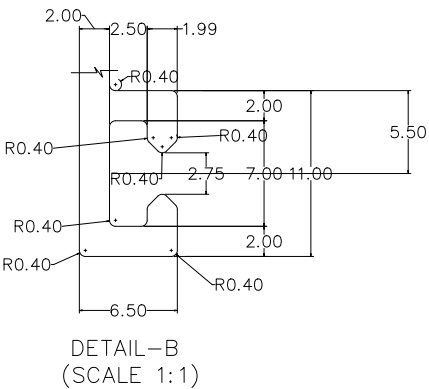
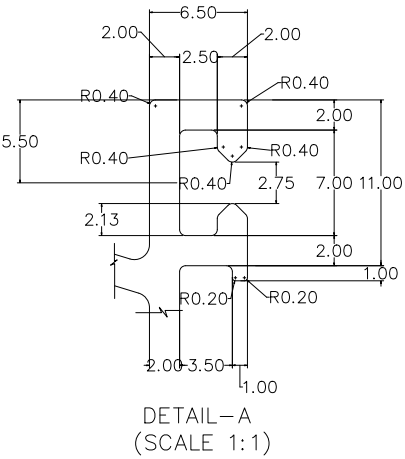
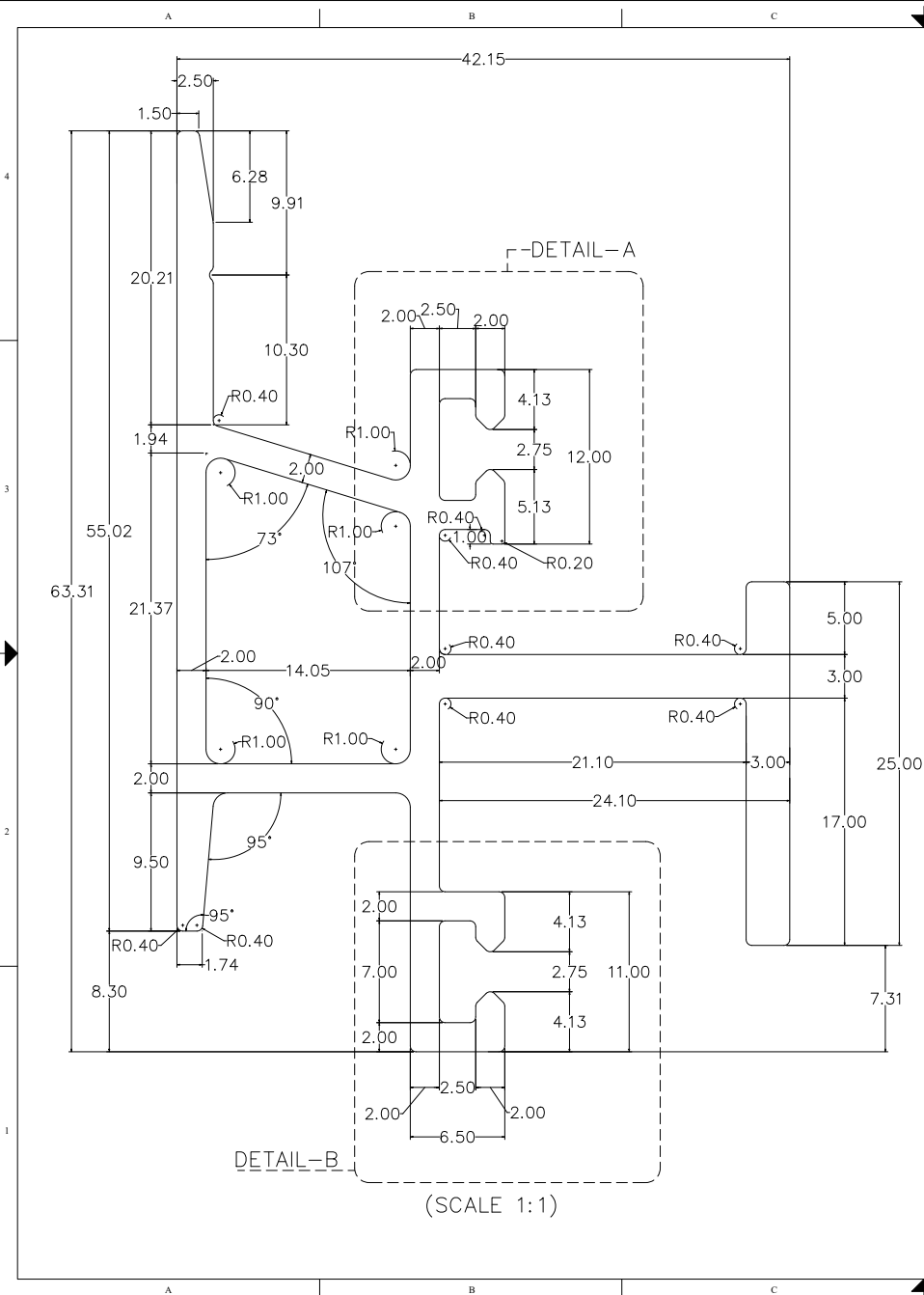


Q38395



AREA = 460.8629 MM.SQ

THIS TYPICAL DRAWING IS THE PROPERTY
OF NEW ERA INDUSTRIES AND SHALL NOT
BE COPIED, REPRODUCED OR USED
WITHOUT WRITTEN CONSENT

General Notes:-
ALL DIMENSION ARE IN MM.

No.	Revision Prints Issue to	Date

AGENCY Name and Address:-

NEW ERA INDUSTRIES



2nd FLOOR , PLOT NO.-4, KH NO.-132.
IGNOU ROAD, NEB SARAI
New Delhi - 110 068
Phone :- +91-11-29536467/71/73
Email:- sales@neweralivingdeco.com

ALLOY / TEMPER:- 6063 T6

Drawing Title:-

ALU. CLAMP (MIDDLE)

Drawn by

SK

Checked by	
------------	--

GSD

Project

Sheet

Date

18-05-202

Scale

NTS

NEI-T30-01