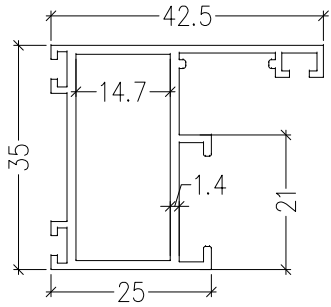


Q01524

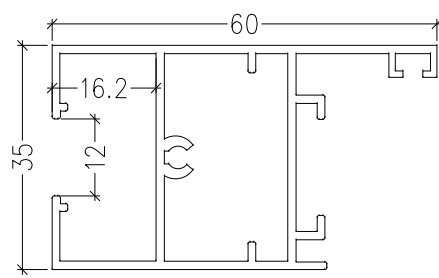
Q01525

Q01526

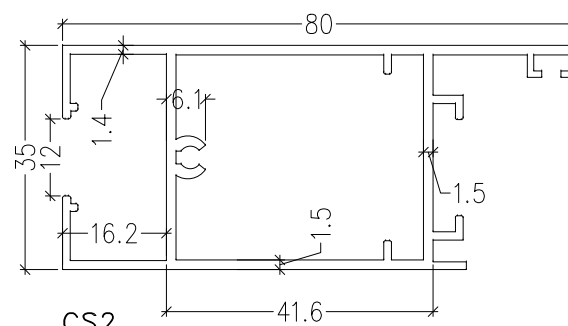
Q01527



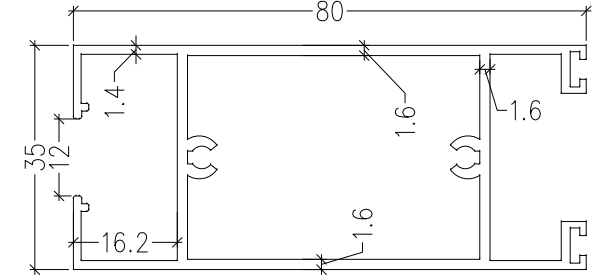
CF1
Frame KG./M. 0.569



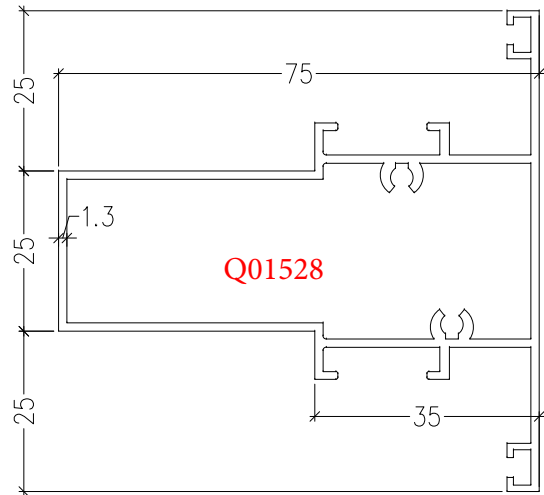
CS1
Window Shutter KG./M. 0.793



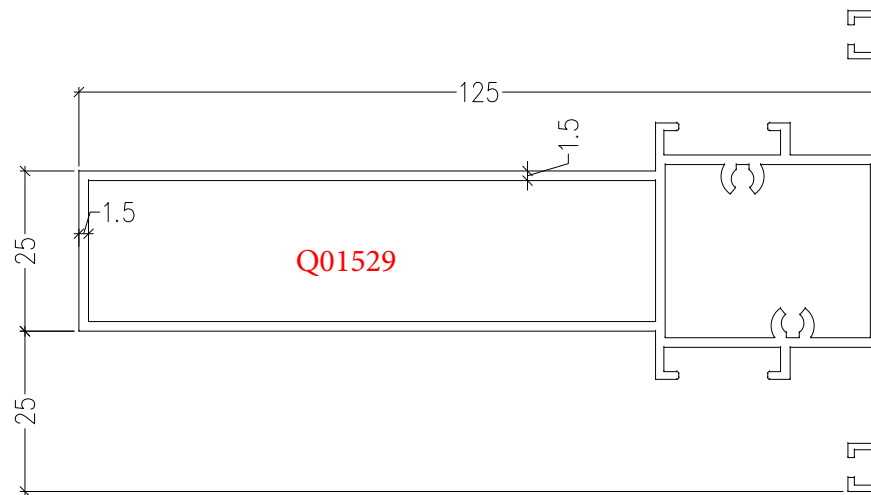
CS2
Door Shutter KG./M. 1.031



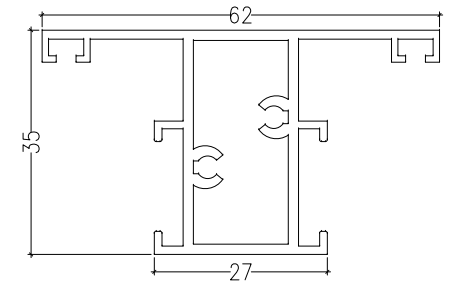
CS3
Door Shutter Bottom KG./M. 1.151



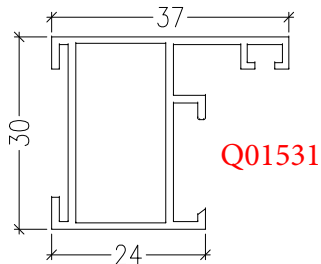
CD1
Mullion KG./M. 1.111



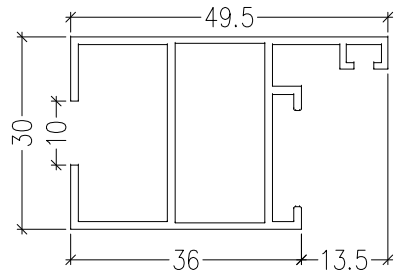
CD2
Mullion KG./M. 1.712



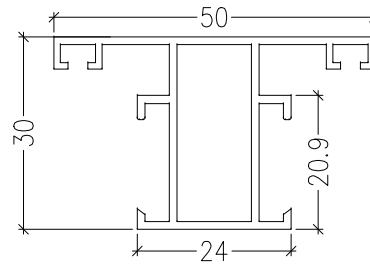
D2
Divider **Q01530**
SIMILAR 21547 0.818KG./M.



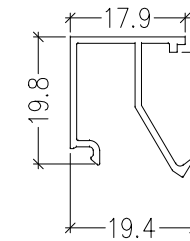
CF2
Frame KG./M. 0.442



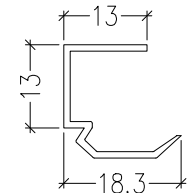
CS4
Shutter KG./M. 0.556



CD3
Mullion KG./M. 0.533



B1
Beading KG./M. 0.180



B2
Beading KG./M. 0.127

Q01532

Q01533

Q01534

Q01535
SIMILAR 19446, 19447