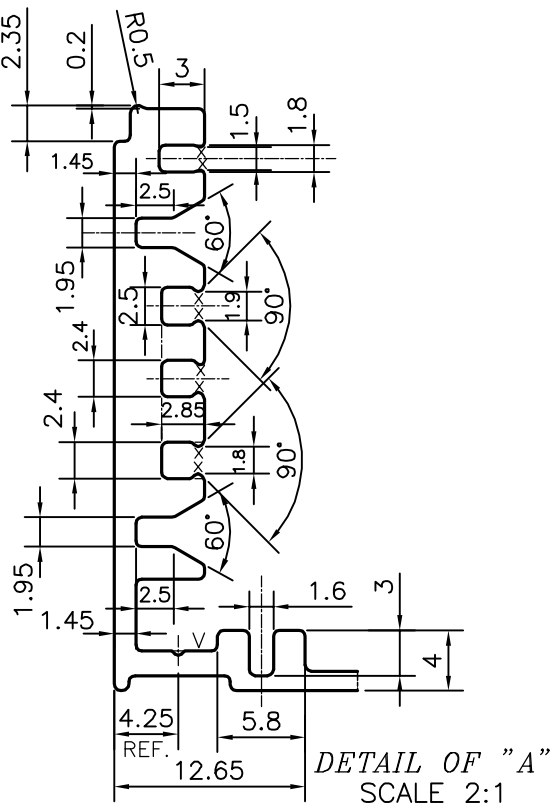
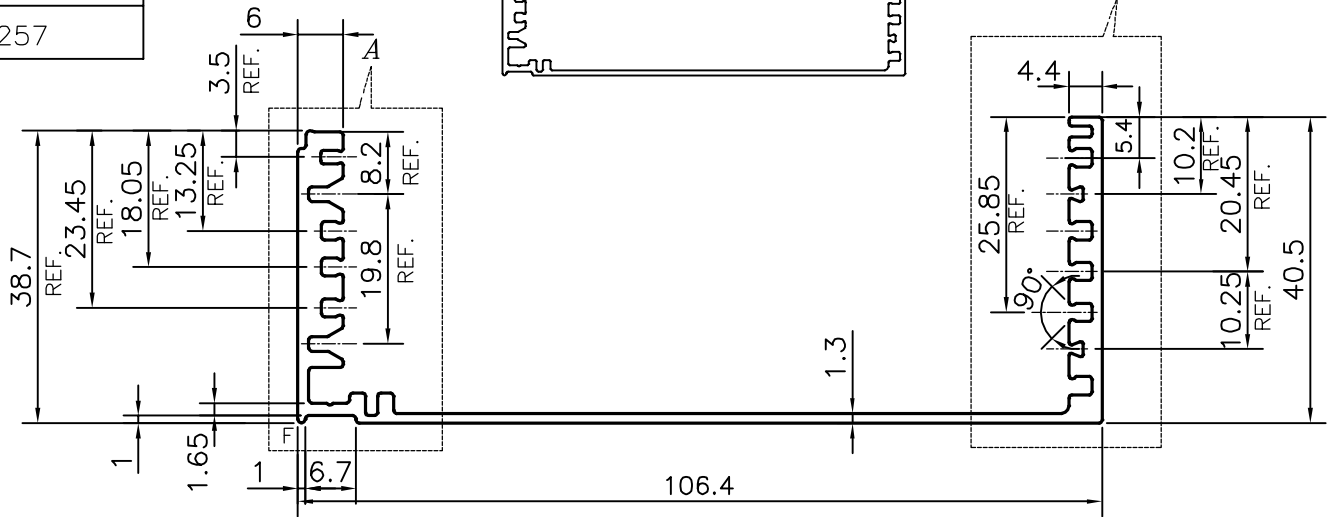
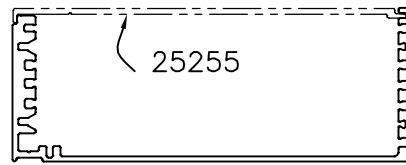


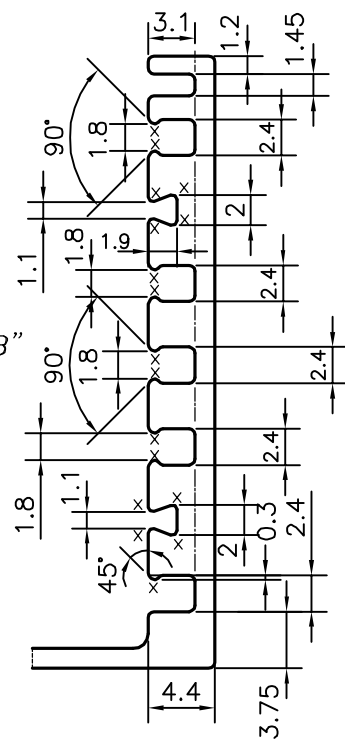
P-14464

S4407

25257



DETAIL OF "B"
SCALE 2:1



X = RADIUS 0.3 mm. (25 PLACES)
V = VEE GOOVE 0.3x90° (1 PLACE)

TOLERANCES ON OVERALL WIDTHS & WIDTHS ACROSS FLATS OF BARS, & REGULAR SECTIONS

UPTO 6.40mm - ±0.20	UPTO 32.0mm - ±0.38	UPTO 120.0mm - ±0.85	1. STRAIGHTNESS=1.7mm/M 2. TWIST=1.7mm/M 3. ANGULARITY= ±2° 4. FLATNESS =0.007xWIDTH
UPTO 10.0mm - ±0.23	UPTO 50.0mm - ±0.46	UPTO 160.0mm - ±1.02	
UPTO 12.0mm - ±0.25	UPTO 60.0mm - ±0.53	UPTO 200.0mm - ±1.14	
UPTO 16.0mm - ±0.28	UPTO 80.0mm - ±0.69	UPTO 250.0mm - ±1.40	
UPTO 25.0mm - ±0.30	UPTO 100.0mm - ±0.75	UPTO 300.0mm - ±1.65	



SYMBOL OF QUALITY
AN ISO 9001 COMPANY

JINDAL ALUMINIUM LTD.
BANGALORE-560073 (INDIA)

	NAME	DATE
DRAWN	PARVESH	28-02-2015
CHECKED		
APPROVED	S.S.GARG	04-03-2015

1. ALL DIMENSIONS ARE IN mm.
2. ROUND OFF ALL SHARP CORNERS WITH 0.40 mm.
3. TOLERANCES WILL BE AS PER IS:3965-1981, UNLESS OTHERWISE SPECIFIED

SCALE	1:1
AREA mm ²	422.155
PERIMETER mm.	465.948
WEIGHT kg/m	1.14

PARTY'S NAME	AVALON TECHNOLOGIES PVT. LTD., CHENNAI
PARTY'S DRAWING No.	AS PER AUTOCAD DRAWING & SAMPLE
ALLOY & TEMPER	HE9 WP
DESCRIPTION	ELECTRICAL SECTION

DRAWING No.	SECTION No.
P-14464	-
S4407	S4407
25257	25257