| |
|---|
| P-6373-2 |
| S1749 |
| 25768 |

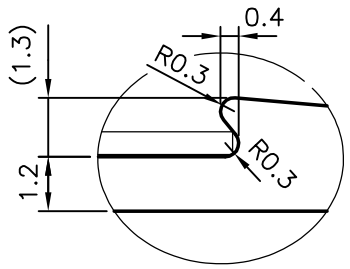


***DETAIL-A***

SCALE:-6:1

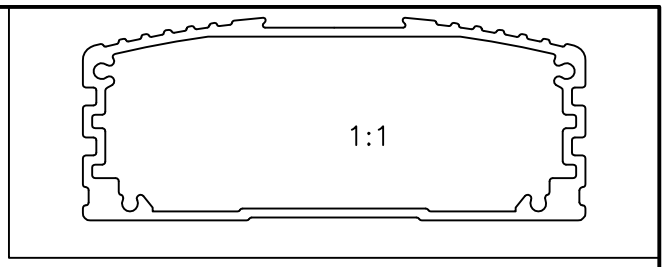


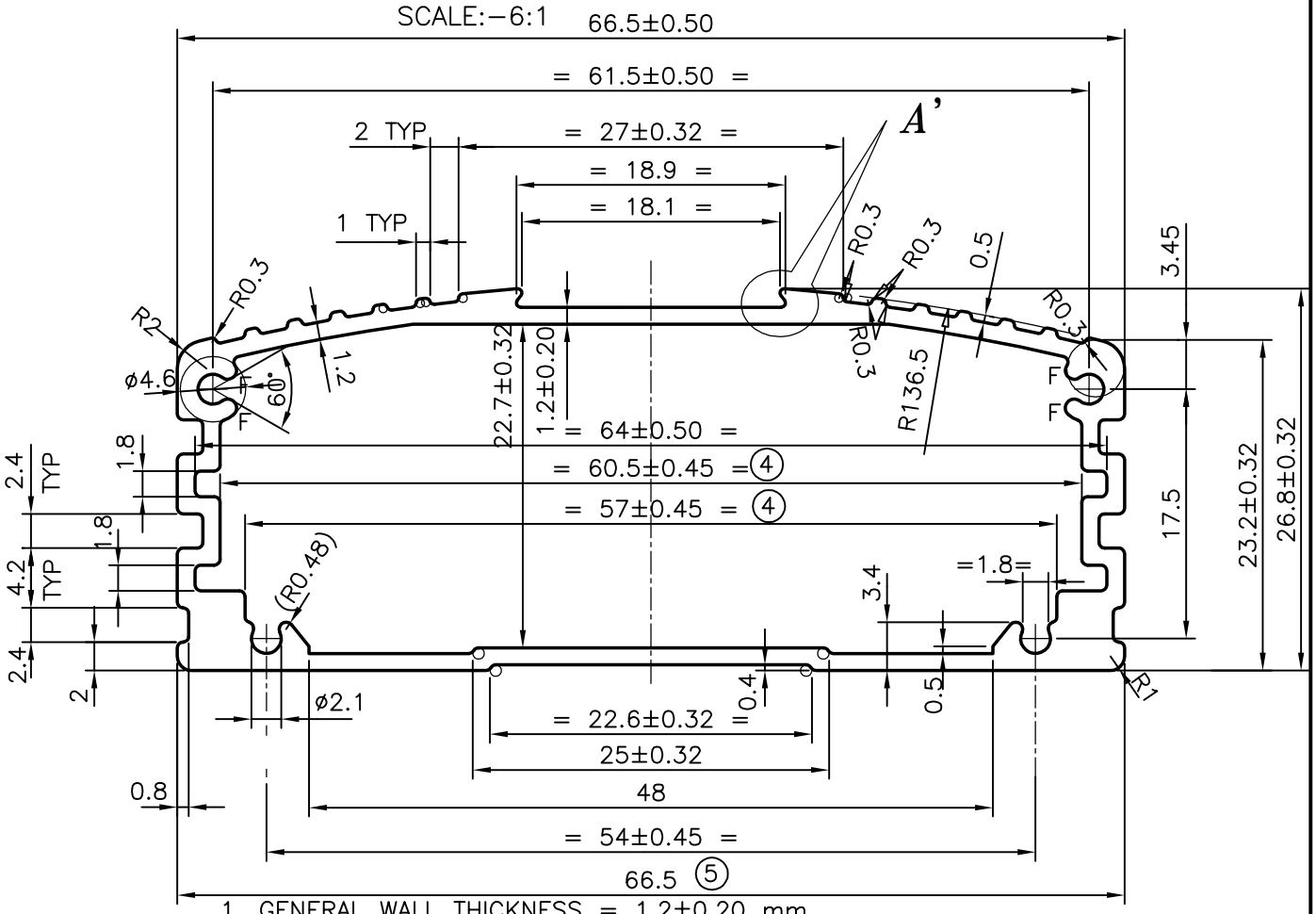


1. GENERAL WALL THICKNESS = 1.2±0.20 mm
2. COMPONENT SHOULD BE FREE FROM BURRS, DUST AND SHARP CORNERS
3. F = FULL RADIUS (6 PLACES)

2 ISSUE-2 :- DIMENSION CHANGED FROM 58±0.45 TO 60±0.45

3 ISSUE-3 :- DIMENSION CHANGED FROM 57±0.45 TO 56.4±0.45

3 ISSUE-3 :- DIMENSION CHANGED FROM 1.5 TO 0.80

4 ISSUE-4:- DIMENSION CHANGED FROM 56.4±0.45 TO 57±0.45

4 ISSUE-4 :- DIMENSION CHANGED FROM 60±0.45 TO 60.5±0.45

4 ISSUE-4 :- SIDE BOTTOM LEGS ADDED 82.5 mm

5 ISSUE-5 :- SIDE BOTTOM LEGS REMOVED 66.5mm

JINDAL

SYMBOL OF QUALITY
AN ISO 9001 COMPANY

# *JINDAL ALUMINIUM LTD.*

*BANGALORE-560073 (INDIA)*

| | NAME | DATE |
|---|---|---|
| DRAWN | J.P.KAUSHIK | 16-05-2007 |
| CHECKED | | |
| APPROVED | | |

1. ALL DIMENSIONS ARE IN mm.
2. ROUND OFF ALL SHARP CORNERS WITH 0.40 mm.
3. TOLERANCES WILL BE AS PER IS:6477-1983 UNLESS OTHERWISE SPECIFIED

| | |
|---|---|
| SCALE | 2:1 |
| AREA $mm^2$ | 289.124 |
| PERIMETER mm. | 202.115 |
| WEIGHT kg/m | 0.781 |

| | |
|---|---|
| PARTY'S NAME | LINKWEL TELESYSTEMS (P) LTD., HYDERABAD |
| PARTY'S DRAWING No. | S1749 C |
| ALLOY & TEMPER | 6063 T6 |
| DESCRIPTION | MISC. SECTION |

| DRAWING No. | SECTION No. |
|---|---|
| P-6373-2 | - |
| S1749 | S1749-ISSUE-5 |
| 25768 | 25768 |