P–12911–1
29525

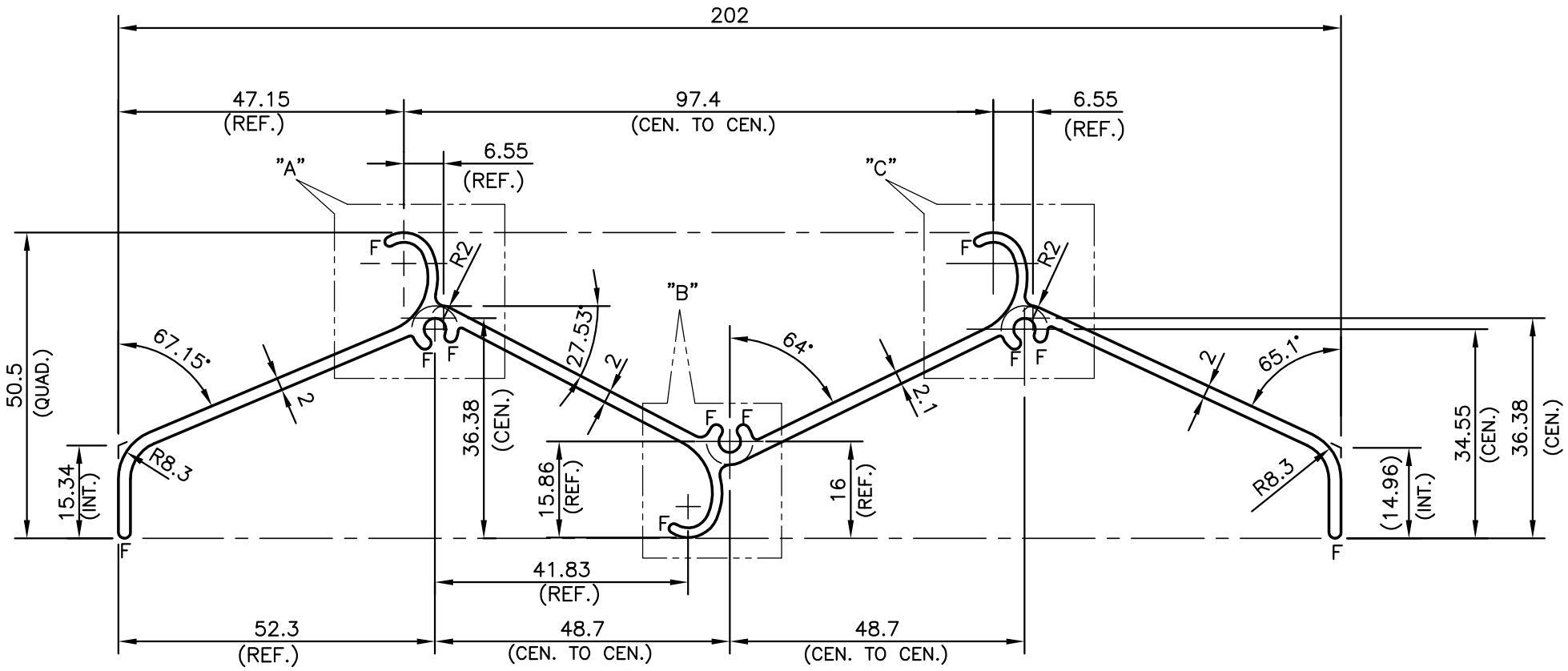

F = FULL RADIUS (11 PLACES)

DETAILS OF "A"
SCALE 2:1

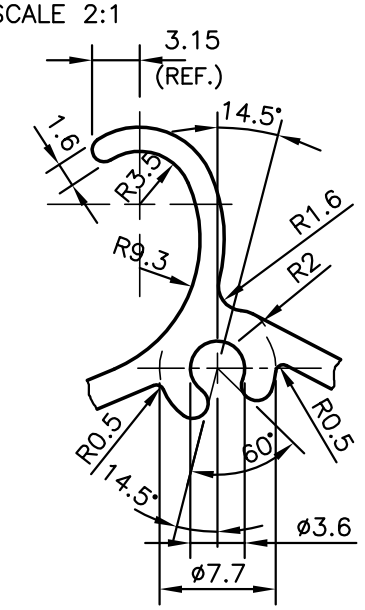

DETAILS OF "B"
SCALE 2:1

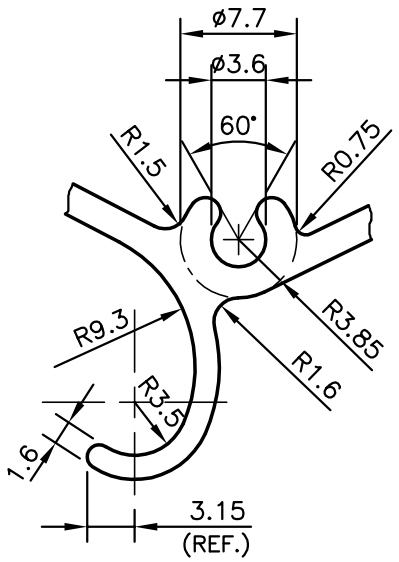

DETAILS OF "C"
SCALE 2:1

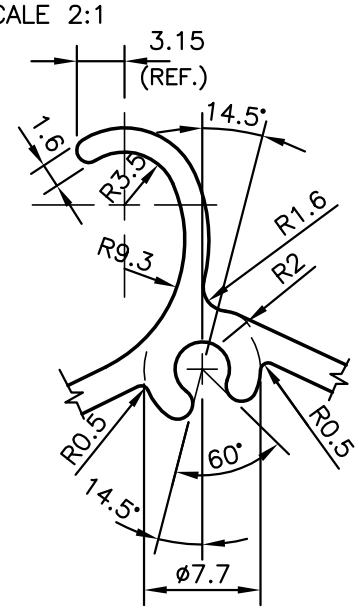

TOLERANCE CHART CD = CIRCUMSCRIBING CIRCLE

DIMENSION	CD≤100	100<CD≤200	200<CD≤300	300<CD≤500
UPTO 10mm	±0.25	±0.30	±0.35	±0.40
10.0 –25.0	±0.30	±0.40	±0.50	±0.60
25.0 –50.0	±0.50	±0.60	±0.80	±0.90
50.0 –100	±0.70	±0.90	±1.10	±1.30
100 – 150	–	±1.10	±1.30	±1.50
150 – 200	–	±1.3	±1.50	±1.80
200 – 300	–	–	±1.70	±2.10
300 – 450	–	–	–	±2.80

JINDAL
SYMBOL OF QUALITY
AN ISO 9001 COMPANY

JINDAL ALUMINIUM LTD.
BANGALORE–560073 (INDIA)

1. ALL DIMENSIONS ARE IN mm.
2. ROUND OFF ALL SHARP CORNERS WITH 0.40 mm.
3. TOLERANCES WILL BE AS PER BS:EN–755–9 ,UNLESS OTHERWISE SPECIFIED

		NAME	DATE
DRAWN		SRIVATHSA	25–07–2013
CHECKED			
APPROVED		S.S.GARG	30–07–2013
SCALE			1:1
AREA mm^2			638.569
PERIMETER mm.			626.66
WEIGHT kg/m			1.724
PARTY'S NAME	VENTLINE METAL INDUSTRIES, DUBAI		
PARTY'S DRAWING No.	AS PER AUTOCAD DRAWING & VLT–SLB8		
ALLOY & TEMPER	6063 T6		
DESCRIPTION	MISC. SECTION		

DRAWING No.	SECTION No.
P–12911–1	–
29525	29525