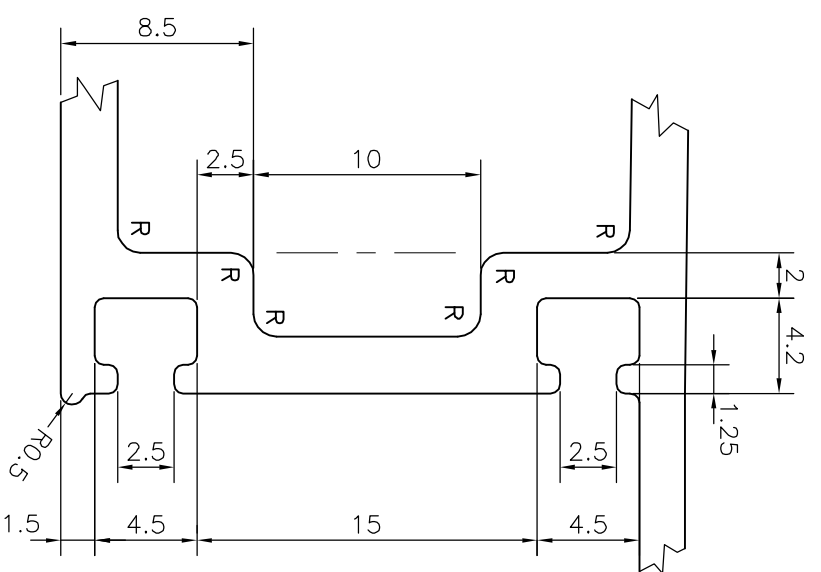
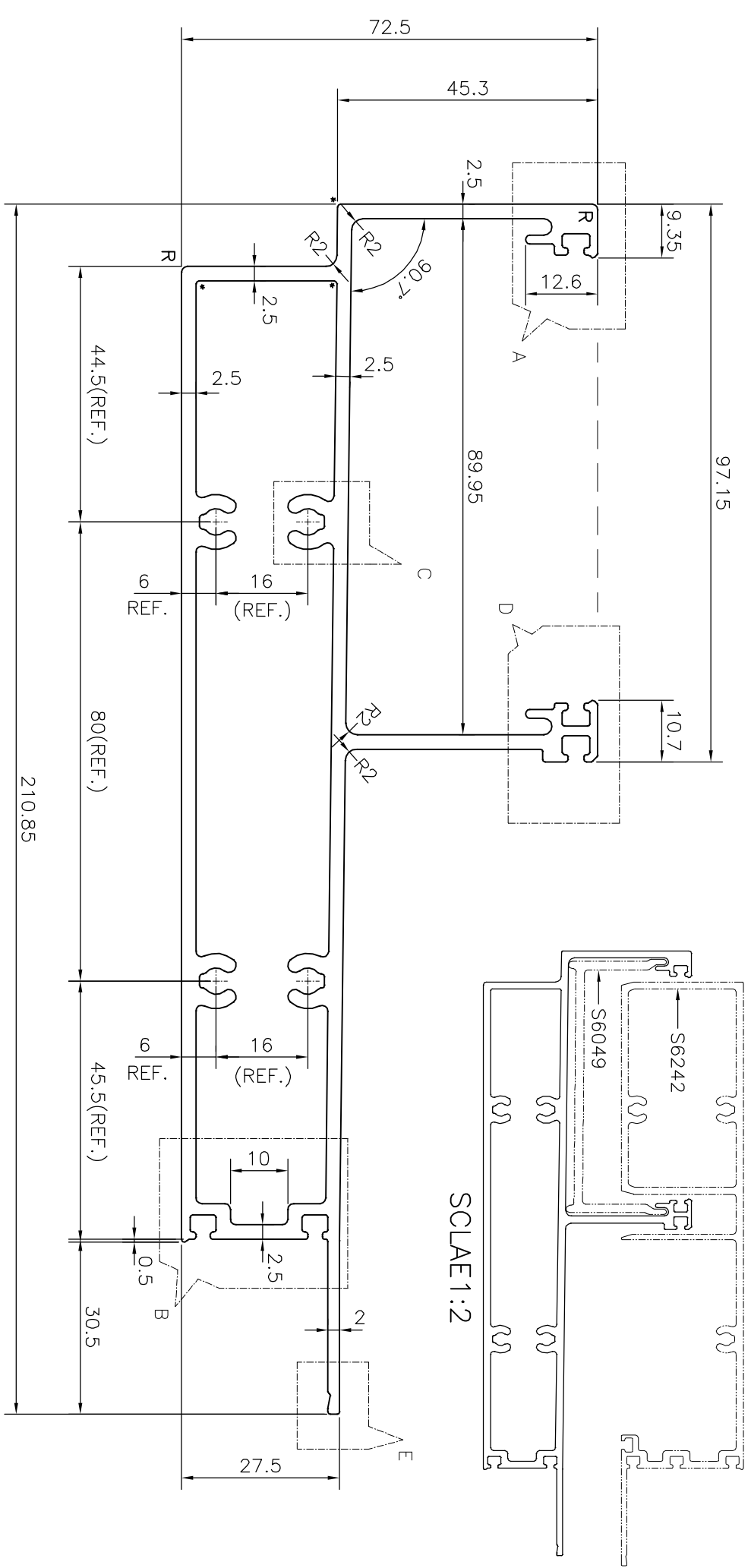
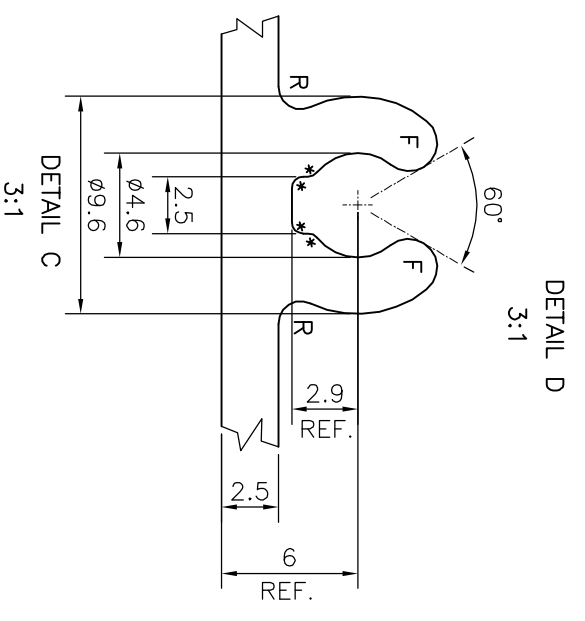
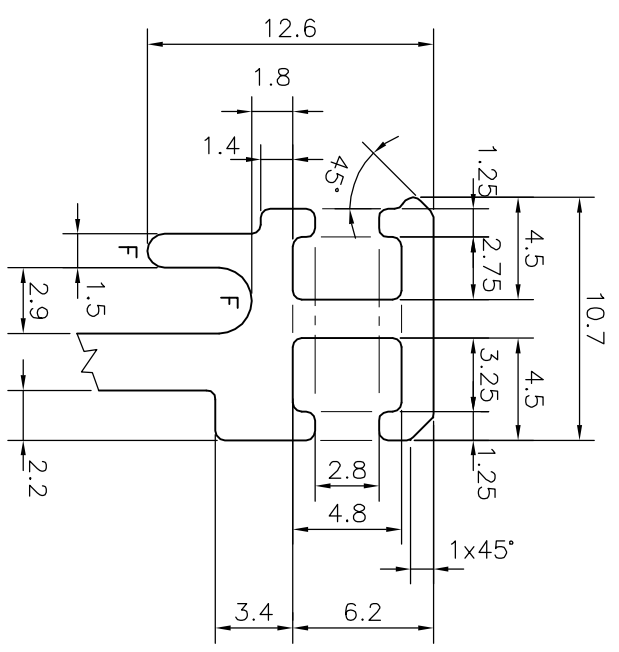
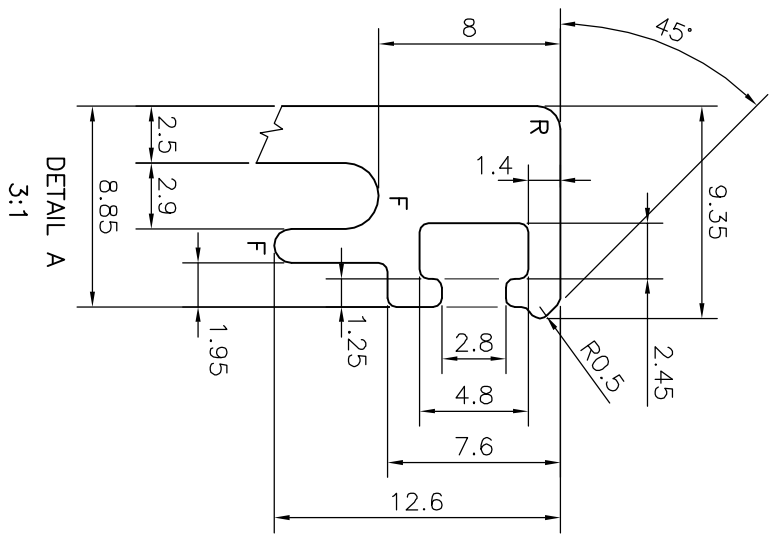
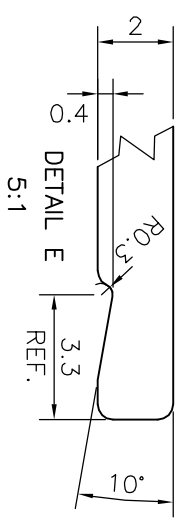


P-19411
S6241
36127



F = FULL RADIUS (11 PLACES)
R = R1 mm (16 PLACES)
* = R0.5 mm (19 PLACES)



TOLERANCES ON OVERALL DIMENSIONS OF HOLLOW SECTIONS			
UPTO 20.0mm - ±0.30	UPTO 80.0mm - ±0.70	UPTO 180.0mm - ±1.27	1. STRAIGHTNESS=1.7mm/M
UPTO 30.0mm - ±0.38	UPTO 100.0mm - ±0.80	UPTO 200.0mm - ±1.40	2. TWIST=1.7mm/M
UPTO 40.0mm - ±0.45	UPTO 120.0mm - ±0.90	UPTO 225.0mm - ±1.52	3. ANGULARITY= ±2°
UPTO 50.0mm - ±0.52	UPTO 140.0mm - ±1.00		4. FLATNESS =0.006xWIDTH
UPTO 60.0mm - ±0.60	UPTO 160.0mm - ±1.14		

		JINDAL ALUMINIUM LTD. BANGALORE-560073 (INDIA)	
SYMBOL OF QUALITY AN ISO 9001 COMPANY			
1. ALL DIMENSIONS ARE IN mm. 2. ROUND OFF ALL SHARP CORNERS WITH 0.40 mm. 3. TOLERANCES WILL BE AS PER IS:6477-1983 , UNLESS OTHERWISE SPECIFIED			
PARTY'S NAME	GLOBAL SYNDICATE, BANGALORE	SCALE	1:1
PARTY'S DRAWING No.	AS PER DRAWING	AREA mm ²	1528.63
ALLOY & TEMPER	6063 T6	PERIMETER mm.	743.887
DESCRIPTION	HEAD TRANSOM SECTION	WEIGHT kg/m	4.127
		DRAWING No.	SECTION No.
		P-19411	-
		S6241	S6241
		36127	36127

UPTO 20.0mm - ±0.30	UPTO 80.0mm - ±0.70	UPTO 180.0mm - ±1.27	1. STRAIGHTNESS=1.7mm/M
UPTO 30.0mm - ±0.38	UPTO 100.0mm - ±0.80	UPTO 200.0mm - ±1.40	2. TWIST=1.7mm/M
UPTO 40.0mm - ±0.45	UPTO 120.0mm - ±0.90	UPTO 225.0mm - ±1.52	3. ANGULARITY= ±2°
UPTO 50.0mm - ±0.52	UPTO 140.0mm - ±1.00		4. FLATNESS =0.006xWIDTH
UPTO 60.0mm - ±0.60	UPTO 160.0mm - ±1.14		