P–20486–1
S6664
36228

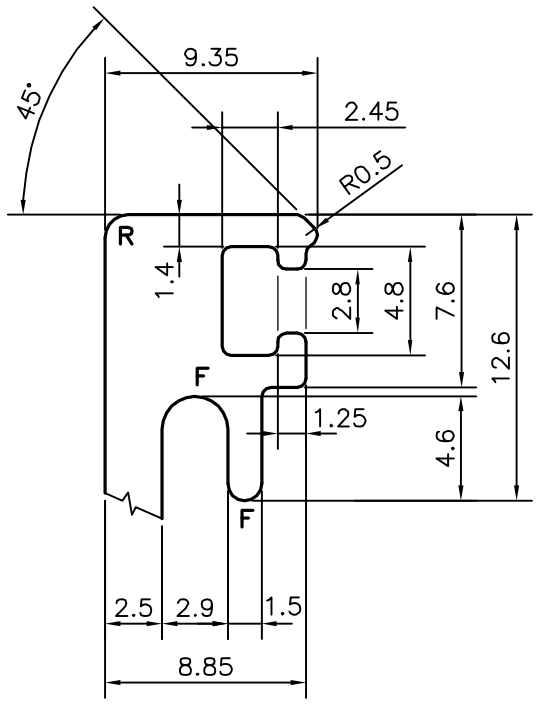

DETAIL A

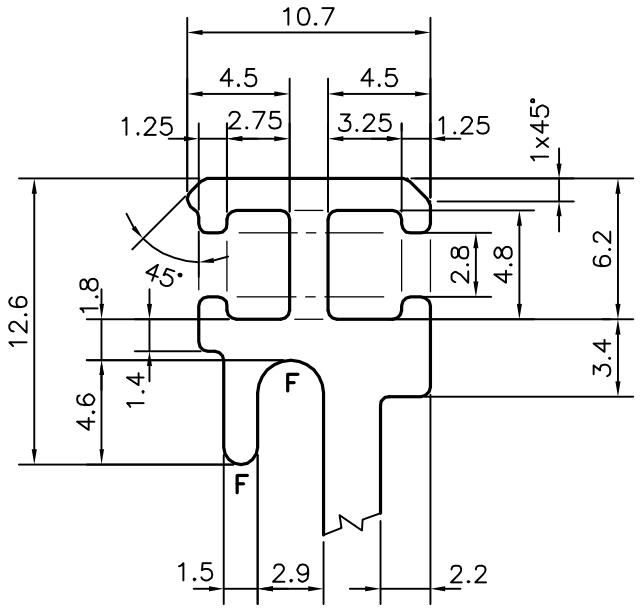

DETAIL D
3:1

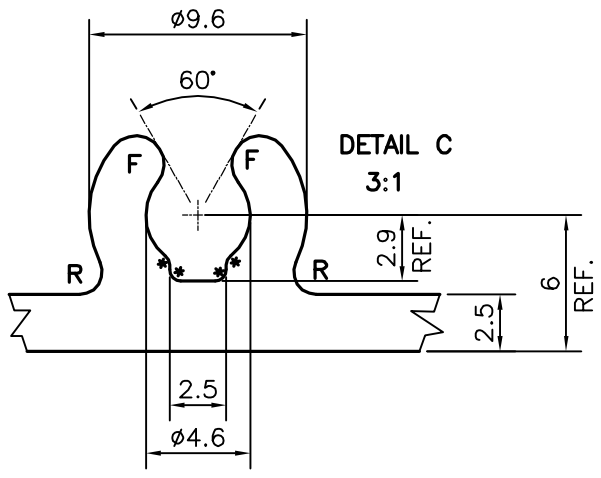

DETAIL C
3:1

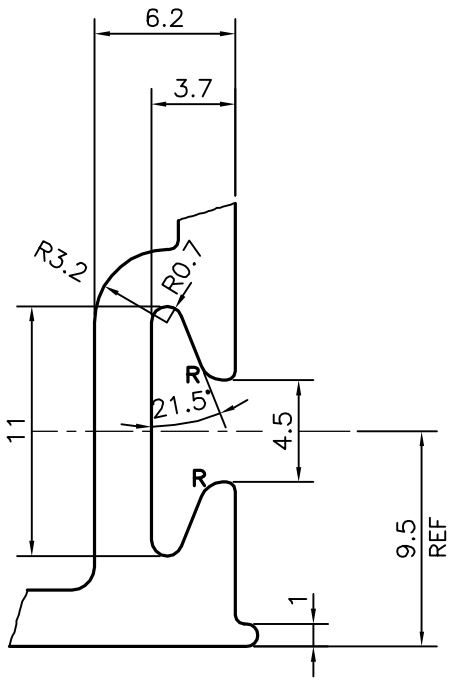

DETAIL B
3:1

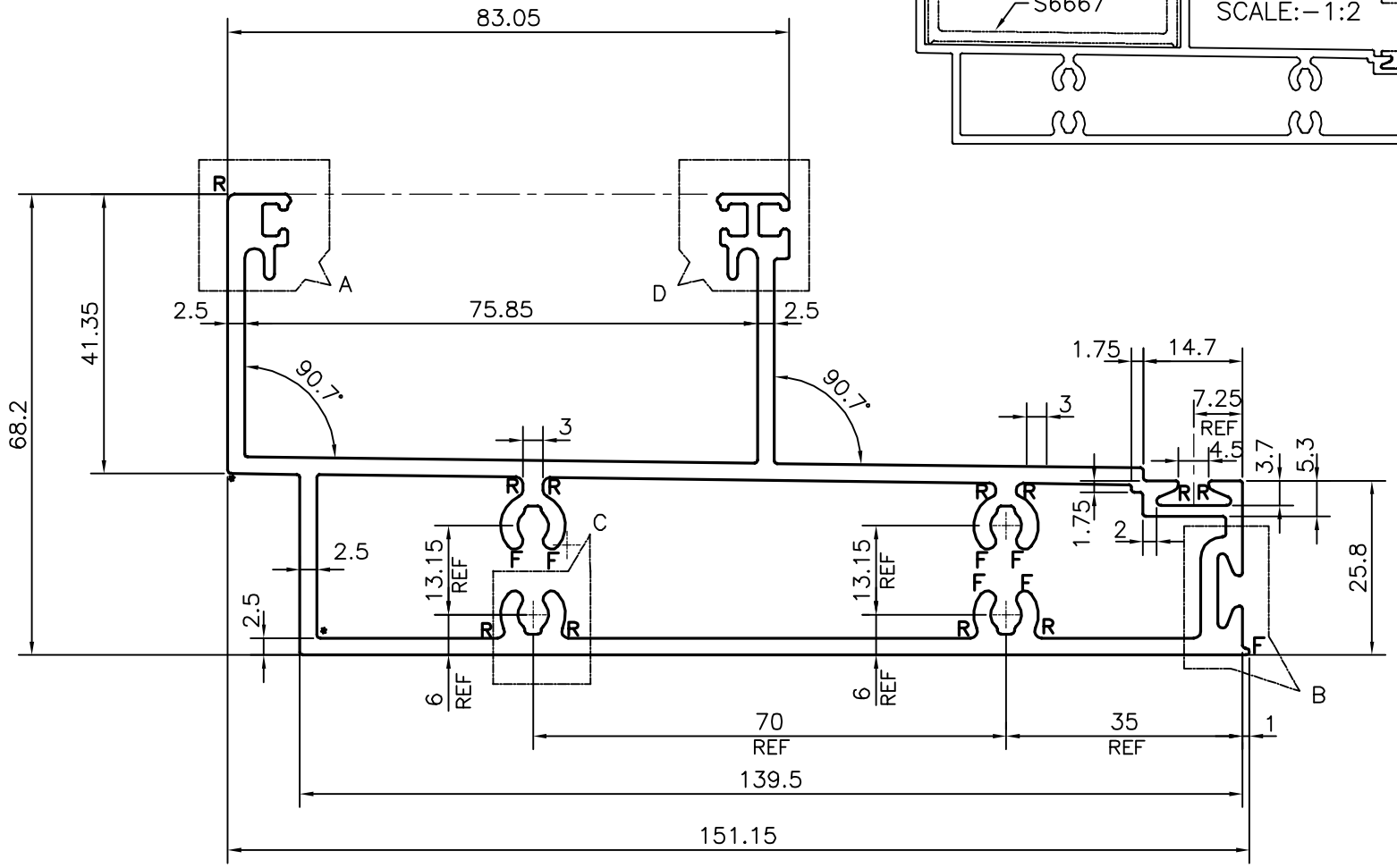

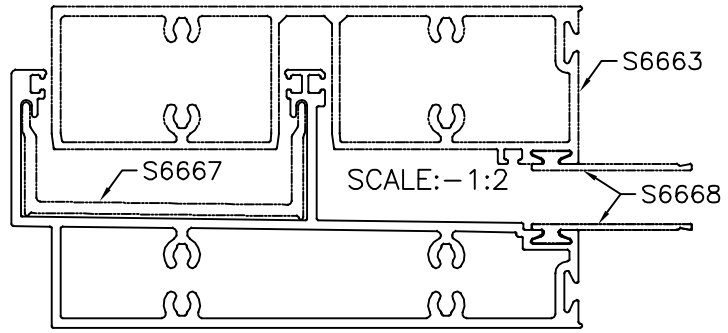

F = FULL RADIUS (13 PLACES)
R = R1 mm (13 PLACES)
* = R0.5 mm (14 PLACES)

TOLERANCES ON OVERALL DIMENSIONS OF HOLLOW SECTIONS

UPTO 20.0mm – ±0.30	UPTO 80.0mm – ±0.70	UPTO 180.0mm – ±1.27
UPTO 30.0mm – ±0.38	UPTO 100.0mm – ±0.80	UPTO 200.0mm – ±1.40
UPTO 40.0mm – ±0.45	UPTO 120.0mm – ±0.90	UPTO 225.0mm – ±1.52
UPTO 50.0mm – ±0.52	UPTO 140.0mm – ±1.00	
UPTO 60.0mm – ±0.60	UPTO 160.0mm – ±1.14	

1. STRAIGHTNESS=1.7mm/M
2. TWIST=1.7mm/M
3. ANGULARITY= ±2°
4. FLATNESS =0.006xWIDTH

JINDAL
SYMBOL OF QUALITY
AN ISO 9001 COMPANY

JINDAL ALUMINIUM LTD.
BANGALORE–560073 (INDIA)

	NAME	DATE
DRAWN	J.P.KAUSHIK	07–01–2020
CHECKED		
APPROVED	B.NATARAJA	24–01–2020

1. ALL DIMENSIONS ARE IN mm.
2. ROUND OFF ALL SHARP CORNERS WITH 0.40 mm.
3. TOLERANCES WILL BE AS PER IS:6477–1983 , UNLESS OTHERWISE SPECIFIED

SCALE	1:1
AREA mm^2	1323.859
PERIMETER mm.	621.473
WEIGHT kg/m	3.574

PARTY'S NAME	HARDWARE SYNDICATE, BANGALORE
PARTY'S DRAWING No.	AS PER DRAWING
ALLOY & TEMPER	6063 T6
DESCRIPTION	HEAD TRANSOM SECTION

DRAWING No.	SECTION No.
P–20486–1	–
S6664	S6664
36228	36228