P–14166
E0234

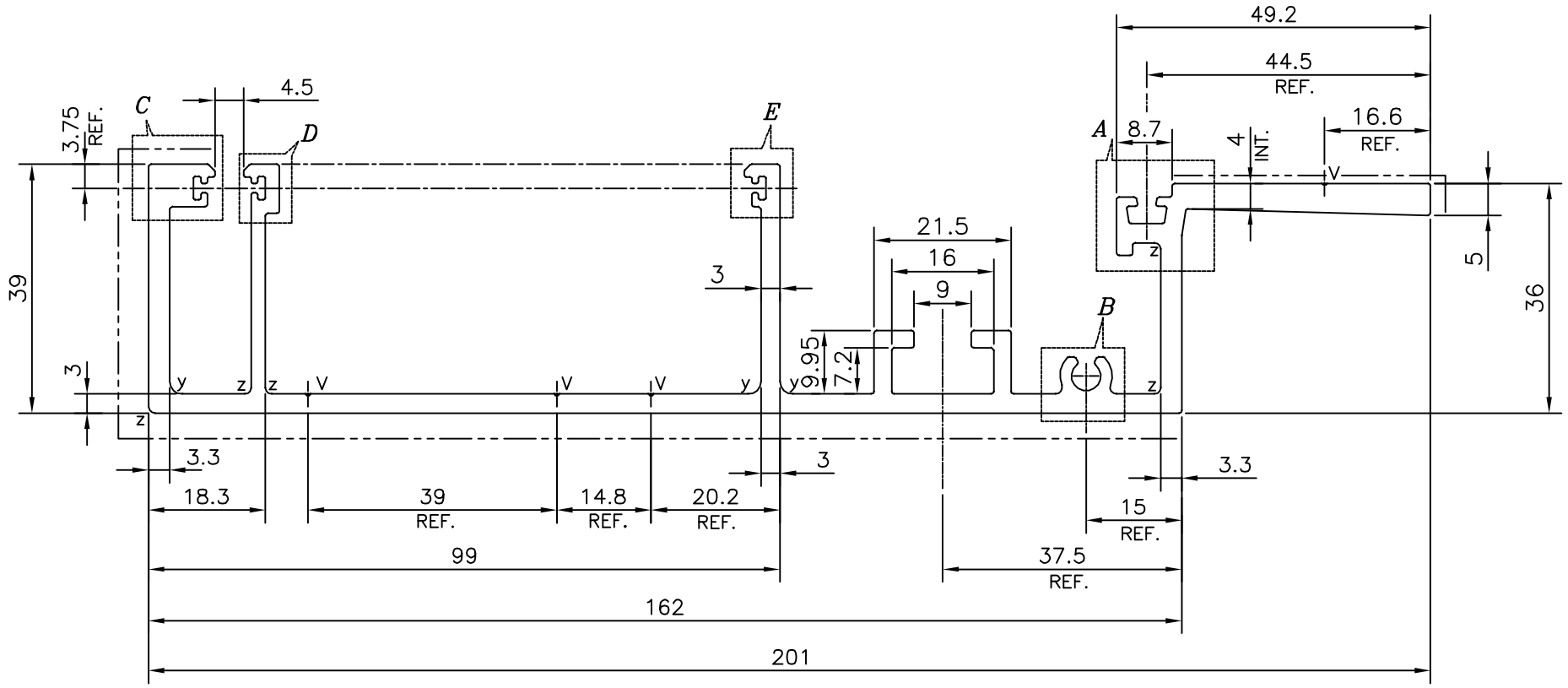

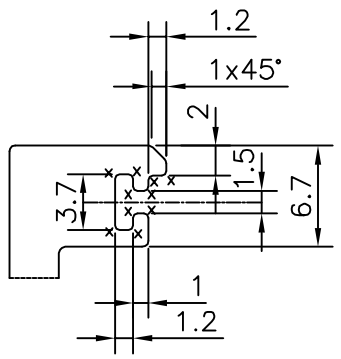

DETAIL OF "C"
SCALE 2:1

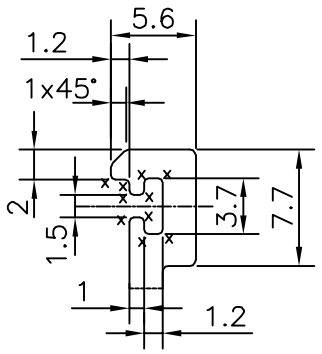

DETAIL OF "D"
SCALE 2:1

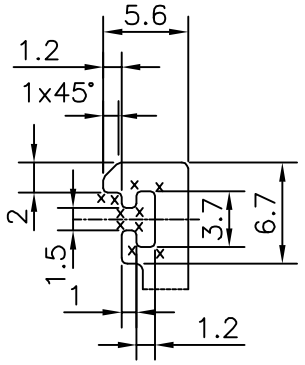

DETAIL OF "E"
SCALE 2:1



X = RADIUS 0.3 mm. (PLACES)
y = RADIUS 2 mm. (3 PLACES)
Z = RADIUS 1 mm. (6 PLACES)
V = VEE GROOVE 0.3x90° (4 PLACES)
—·-·— EXPOSED SURFACE

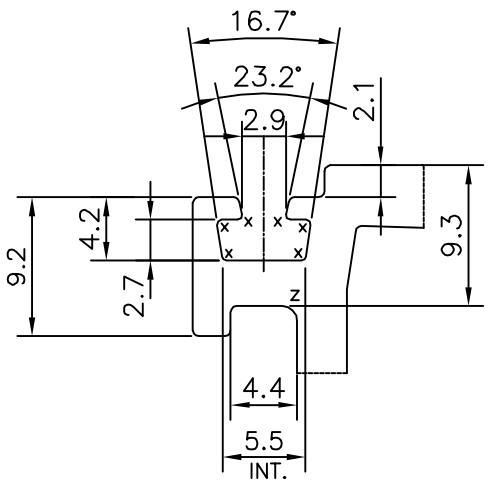

DETAIL OF "A"
SCALE 2:1

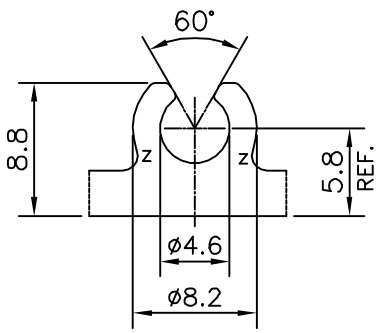

DETAIL OF "B"
SCALE 2:1

TOLERANCES ON OVERALL WIDTHS & WIDTHS ACROSS FLATS OF BARS, & REGULAR SECTIONS			
UPTO 6.40mm – ±0.20	UPTO 32.0mm – ±0.38	UPTO 120.0mm – ±0.85	1. STRAIGHTNESS=1.7mm/M
UPTO 10.0mm – ±0.23	UPTO 50.0mm – ±0.46	UPTO 160.0mm – ±1.02	2. TWIST=1.7mm/M
UPTO 12.0mm – ±0.25	UPTO 60.0mm – ±0.53	UPTO 200.0mm – ±1.14	3. ANGULARITY= ±2°
UPTO 16.0mm – ±0.28	UPTO 80.0mm – ±0.69	UPTO 250.0mm – ±1.40	4. FLATNESS =0.007xWIDTH
UPTO 25.0mm – ±0.30	UPTO 100.0mm – ±0.75	UPTO 300.0mm – ±1.65	

JINDAL
SYMBOL OF QUALITY
AN ISO 9001 COMPANY

JINDAL ALUMINIUM LTD.
BANGALORE–560073 (INDIA)

	NAME	DATE
DRAWN	PARVESH	03–12–2014
CHECKED		
APPROVED	S.S.GARG	16–12–2014

1. ALL DIMENSIONS ARE IN mm.
2. ROUND OFF ALL SHARP CORNERS WITH 0.40 mm.
3. TOLERANCES WILL BE AS PER IS:3965–1981 , UNLESS OTHERWISE SPECIFIED

SCALE	1:1
AREA mm^2	1263.29
PERIMETER mm.	832.907
WEIGHT kg/m	3.411

PARTY'S NAME	ALUFIT (INDIA) PRIVATE LIMITED, BANGALORE
PARTY'S DRAWING No.	AS PER AUTOCAD DRAWING–GD–02
ALLOY & TEMPER	6063 T6
DESCRIPTION	CURTAIN WALL SECTION–FEMALE MULLION

DRAWING No.	SECTION No.
P–14166	–
E0234	E0234