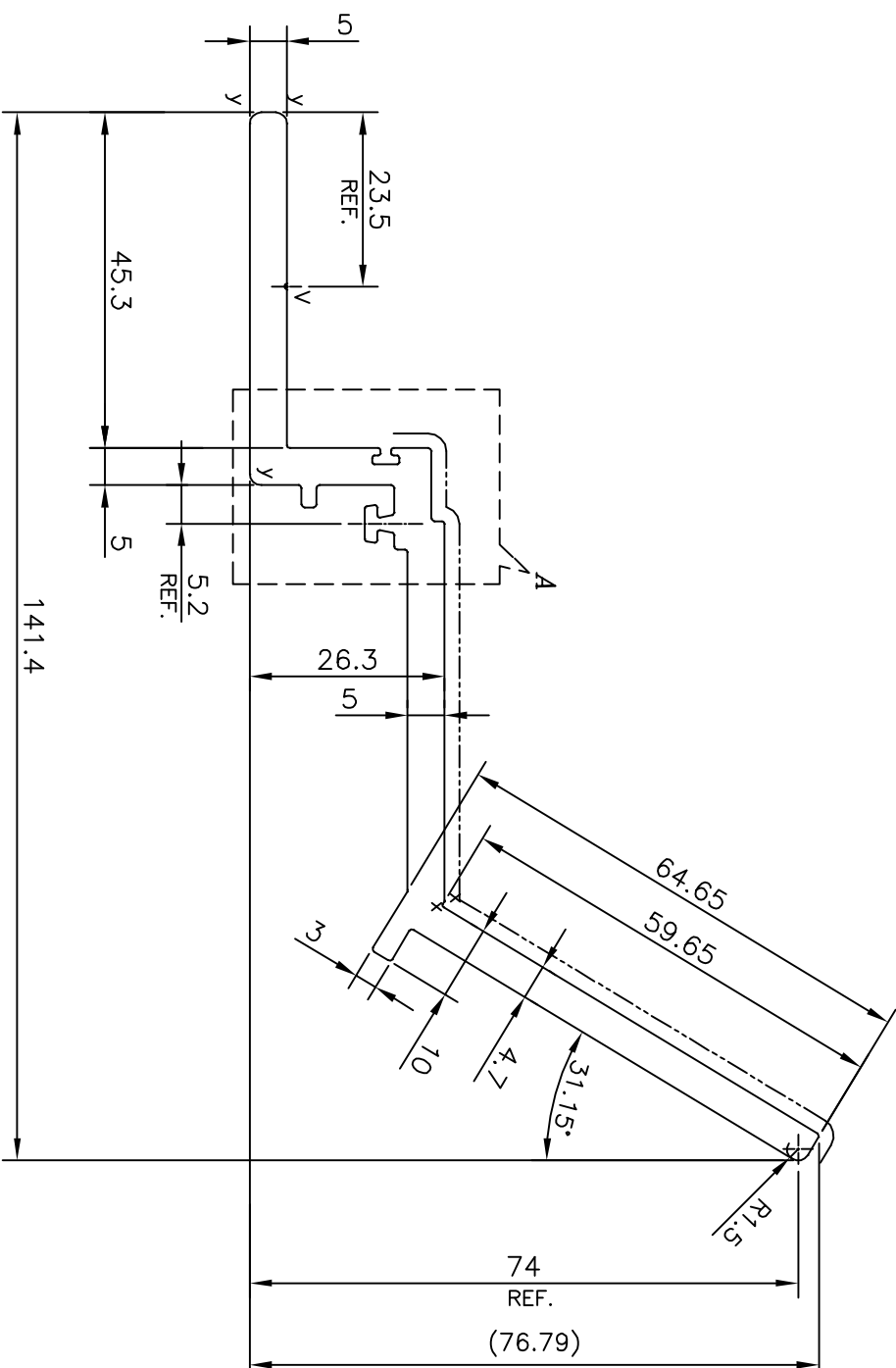
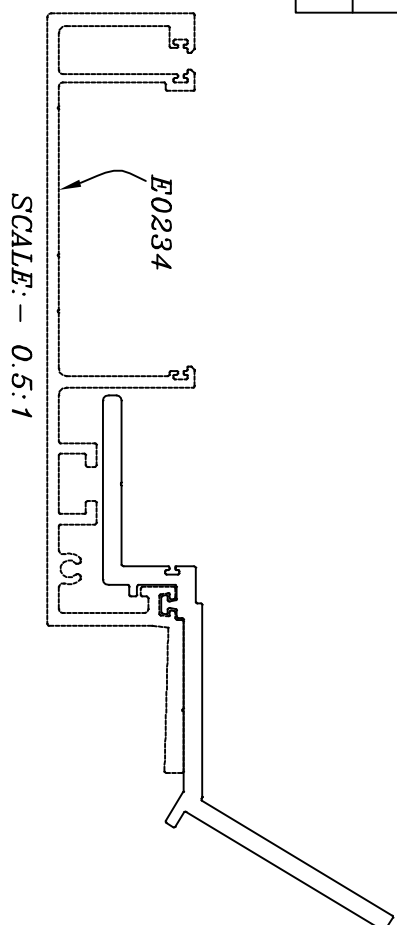
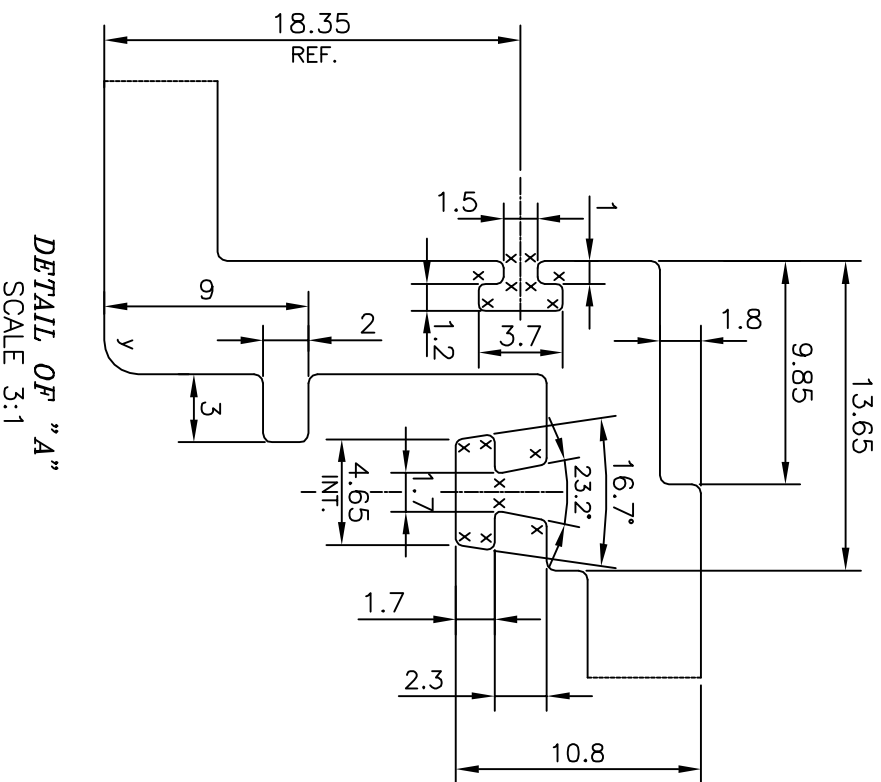


P-14172

E0240



V = VEE GROOVE 0.3x90° (1 PLACE)
 X = RADIUS 0.3 mm. (16 PLACES)
 y = RADIUS 1.5 mm. (3 PLACES)
 - - - - - EXPOSED SURFACE



DETAIL OF "A"
 SCALE 3:1

TOLERANCES ON OVERALL WIDTHS & WIDTHS ACROSS FLATS OF BARS, & REGULAR SECTIONS		TOLERANCES ON OVERALL WIDTHS & WIDTHS ACROSS FLATS OF BARS, & REGULAR SECTIONS	
UPTO 6.40mm	±0.20	UPTO 32.0mm	±0.38
UPTO 10.0mm	±0.23	UPTO 50.0mm	±0.46
UPTO 12.0mm	±0.25	UPTO 60.0mm	±0.53
UPTO 16.0mm	±0.28	UPTO 80.0mm	±0.69
UPTO 25.0mm	±0.30	UPTO 100.0mm	±0.75
UPTO 120.0mm	±0.85	UPTO 160.0mm	±1.02
UPTO 200.0mm	±1.14	UPTO 200.0mm	±1.14
UPTO 250.0mm	±1.40	UPTO 250.0mm	±1.40
UPTO 300.0mm	±1.65	UPTO 300.0mm	±1.65

JINDAL SYMBOL OF QUALITY AN ISO 9001 COMPANY		JINDAL ALUMINIUM LTD. BANGALORE-560073 (INDIA)	
1. ALL DIMENSIONS ARE IN mm. 2. ROUND OFF ALL SHARP CORNERS WITH 0.40 mm. 3. TOLERANCES WILL BE AS PER IS:3965-1981, UNLESS OTHERWISE SPECIFIED			
PARTY'S NAME	ALUFIT (INDIA) PRIVATE LIMITED, BANGALORE		
PARTY'S DRAWING No.	AS PER AUTOCAD DRAWING-GD-20		
ALLOY & TEMPER	6063 T6		
DESCRIPTION	CURTAIN WALL SECTION-SUNSHADE BKT.		
DRAWN	NAME: PARYESH	DATE	03-12-2014
CHECKED			
APPROVED	S.S.GARG		16-12-2014
SCALE	1:1		
AREA	mm ²		964.076
PERIMETER	mm.		424.961
WEIGHT	kg/m		2.603
DRAWING No.		SECTION No.	
P-14172			
E0240			