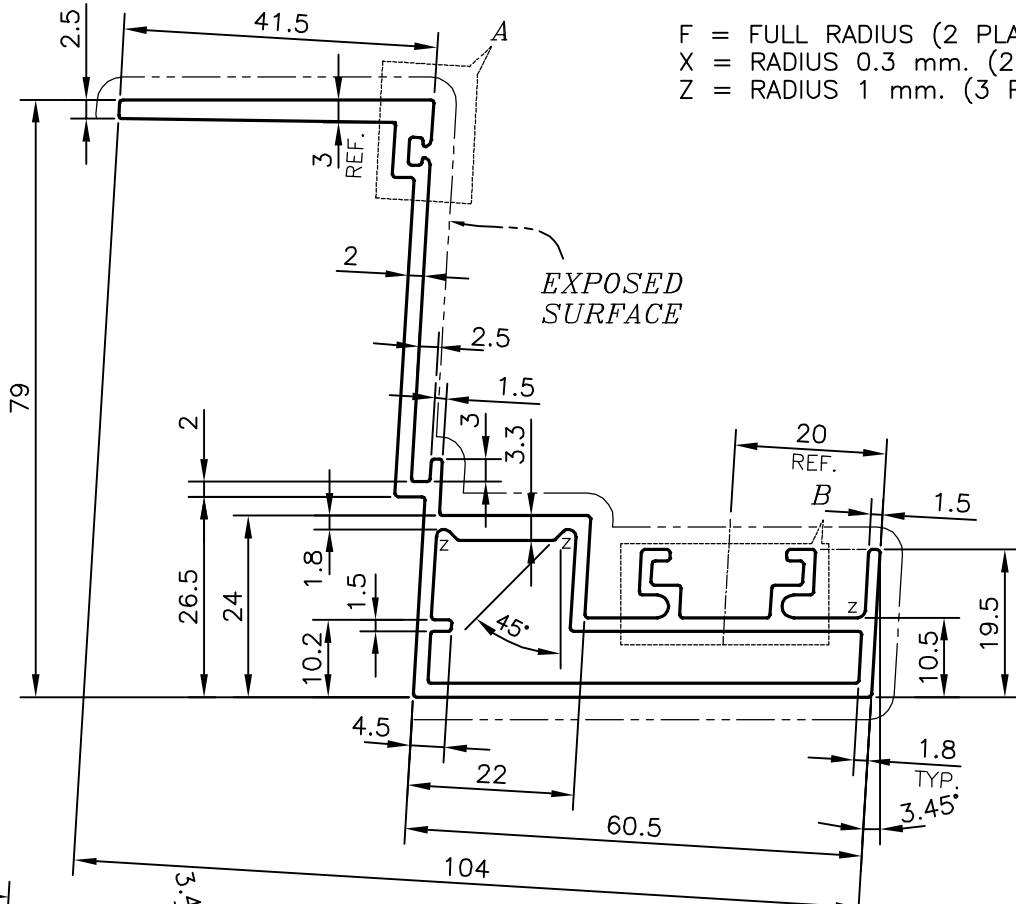


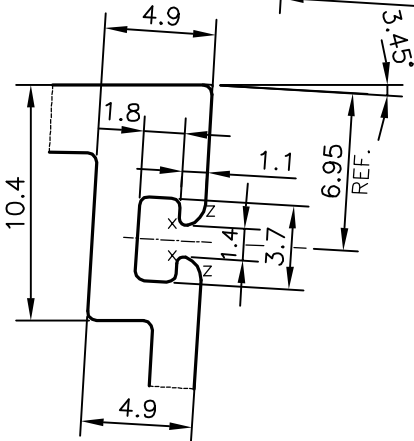
P-14712-1

E0315

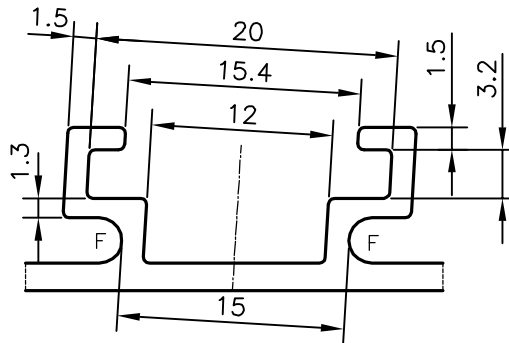


F = FULL RADIUS (2 PLACES)
 X = RADIUS 0.3 mm. (2 PLACES)
 Z = RADIUS 1 mm. (3 PLACES)

EXPOSED SURFACE



DETAIL OF "A"
SCALE 3:1



DETAIL OF "B"
SCALE 2:1

ANGULARITY TOLERANCE = ±1°
 TRY TO MAINTAIN AS CLOSER ±0.75

TOLERANCES ON OVERALL WIDTHS & WIDTHS ACROSS FLATS OF BARS, & REGULAR SECTIONS

UPTO 6.40mm - ±0.20	UPTO 32.0mm - ±0.38	UPTO 120.0mm - ±0.85	1. STRAIGHTNESS=1.7mm/M 2. TWIST=1.7mm/M 3. FLATNESS =0.003xWIDTH
UPTO 10.0mm - ±0.23	UPTO 50.0mm - ±0.46	UPTO 160.0mm - ±1.02	
UPTO 12.0mm - ±0.25	UPTO 60.0mm - ±0.53	UPTO 200.0mm - ±1.14	
UPTO 16.0mm - ±0.28	UPTO 80.0mm - ±0.69	UPTO 250.0mm - ±1.40	
UPTO 25.0mm - ±0.30	UPTO 100.0mm - ±0.75	UPTO 300.0mm - ±1.65	



SYMBOL OF QUALITY
AN ISO 9001 COMPANY

JINDAL ALUMINIUM LTD.
 BANGALORE-560073 (INDIA)

	NAME	DATE
DRAWN	PARVESH	30-06-2015
CHECKED		
APPROVED	B.NATARAJA	17-07-2015
SCALE		1:1
AREA mm ²		622.14
PERIMETER mm.		450.901
WEIGHT kg/m		1.680
DRAWING No.		SECTION No.
P-14712-1		-
E0315		E0315

- ALL DIMENSIONS ARE IN mm.
- ROUND OFF ALL SHARP CORNERS WITH 0.40 mm.
- TOLERANCES WILL BE AS PER IS:6477-1983, UNLESS OTHERWISE SPECIFIED

PARTY'S NAME	ALUFIT (INDIA) PRIVATE LIMITED, BANGALORE
PARTY'S DRAWING No.	AS PER AUTOCAD DRAWING-INT-27
ALLOY & TEMPER	6063 T6
DESCRIPTION	CURTAIN WALL SECTION-SHUTTER FRAME (HORIZONTALM-TOP)