P−15450
E0407

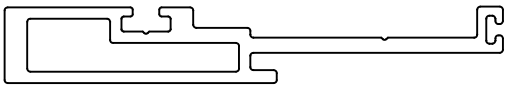

SCALE:− 1:1

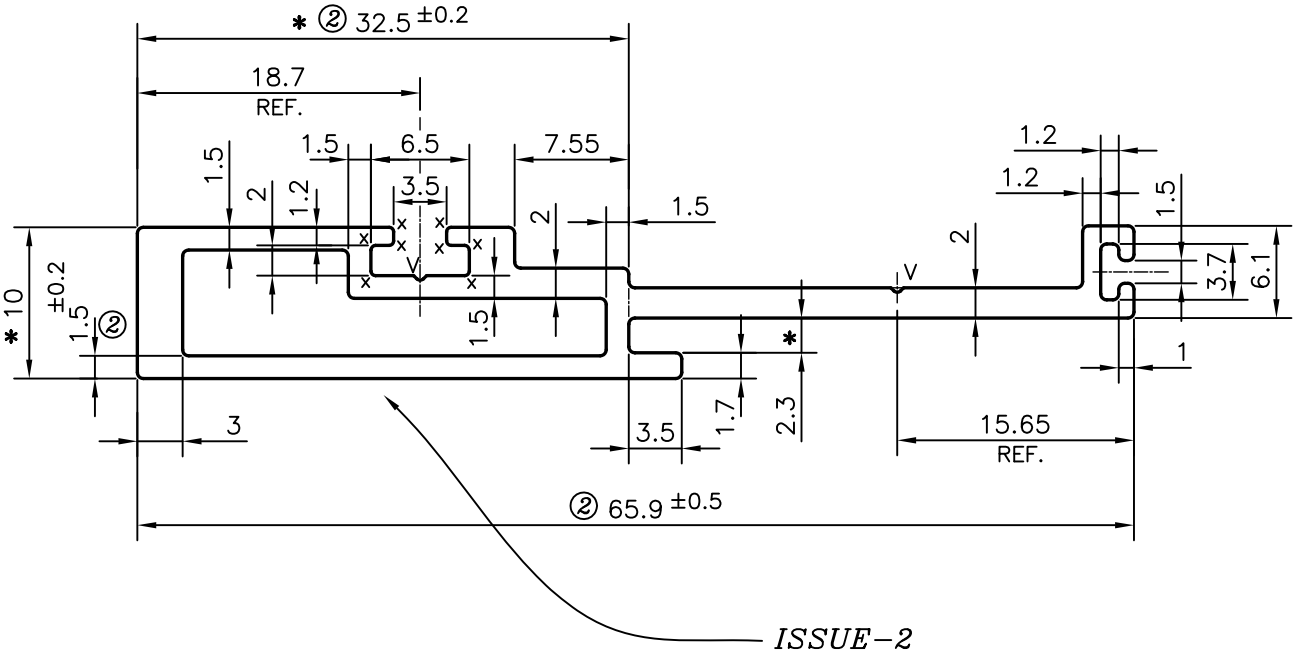

ISSUE−2

- RIB REMOVED
- TOLERANCES ADDED
- * = CRITICAL DIMENSIONS
- WEIGHT ALSO CHANGED FROM 0.656 TO 0.611 Kg/m

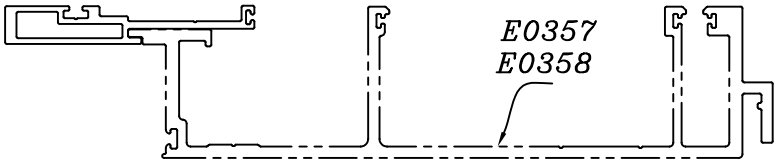

SCALE :− 0.5:1

V = VEE GROOVE 0.3x90° (2 PLACES)
X = RADIUS 0.3 mm. (6 PLACES)

ANGULARITY TOLERANCE = ±1°

TOLERANCES ON OVERALL WIDTHS & WIDTHS ACROSS FLATS OF BARS, & REGULAR SECTIONS

UPTO 6.40mm − ±0.20	UPTO 32.0mm − ±0.38	UPTO 120.0mm − ±0.85	1. STRAIGHTNESS=1.0mm/M
UPTO 10.0mm − ±0.23	UPTO 50.0mm − ±0.46	UPTO 160.0mm − ±1.02	2. TWIST=1.0mm/M ②
UPTO 12.0mm − ±0.25	UPTO 60.0mm − ±0.53	UPTO 200.0mm − ±1.14	3. FLATNESS =0.003xWIDTH
UPTO 16.0mm − ±0.28	UPTO 80.0mm − ±0.69	UPTO 250.0mm − ±1.40	
UPTO 25.0mm − ±0.30	UPTO 100.0mm − ±0.75	UPTO 300.0mm − ±1.65	

JINDAL
SYMBOL OF QUALITY
AN ISO 9001 COMPANY

JINDAL ALUMINIUM LTD.

BANGALORE−560073 (INDIA)

	NAME	DATE
DRAWN	PARVESH	28−06−2016
CHECKED		
APPROVED	S.S.GARG	05−07−2016

1. ALL DIMENSIONS ARE IN mm.
2. ROUND OFF ALL SHARP CORNERS WITH 0.40 mm.
3. TOLERANCES WILL BE AS PER IS:6477−1983 , UNLESS OTHERWISE SPECIFIED

SCALE	2:1
AREA mm²	226.404
PERIMETER mm.	183.838
WEIGHT kg/m	0.611

PARTY'S NAME	ALUFIT (INDIA) PRIVATE LIMITED, BANGALORE
PARTY'S DRAWING No.	AS PER AUTOCAD DRAWING−(KTPL)AL−02
ALLOY & TEMPER	6063 T6
DESCRIPTION	CURTAIN WALL SECTION−MALE MULLION EDGE GUARD ADAPTER

DRAWING No.	SECTION No.
P−15450	−
E0407	E0407−ISSUE−2