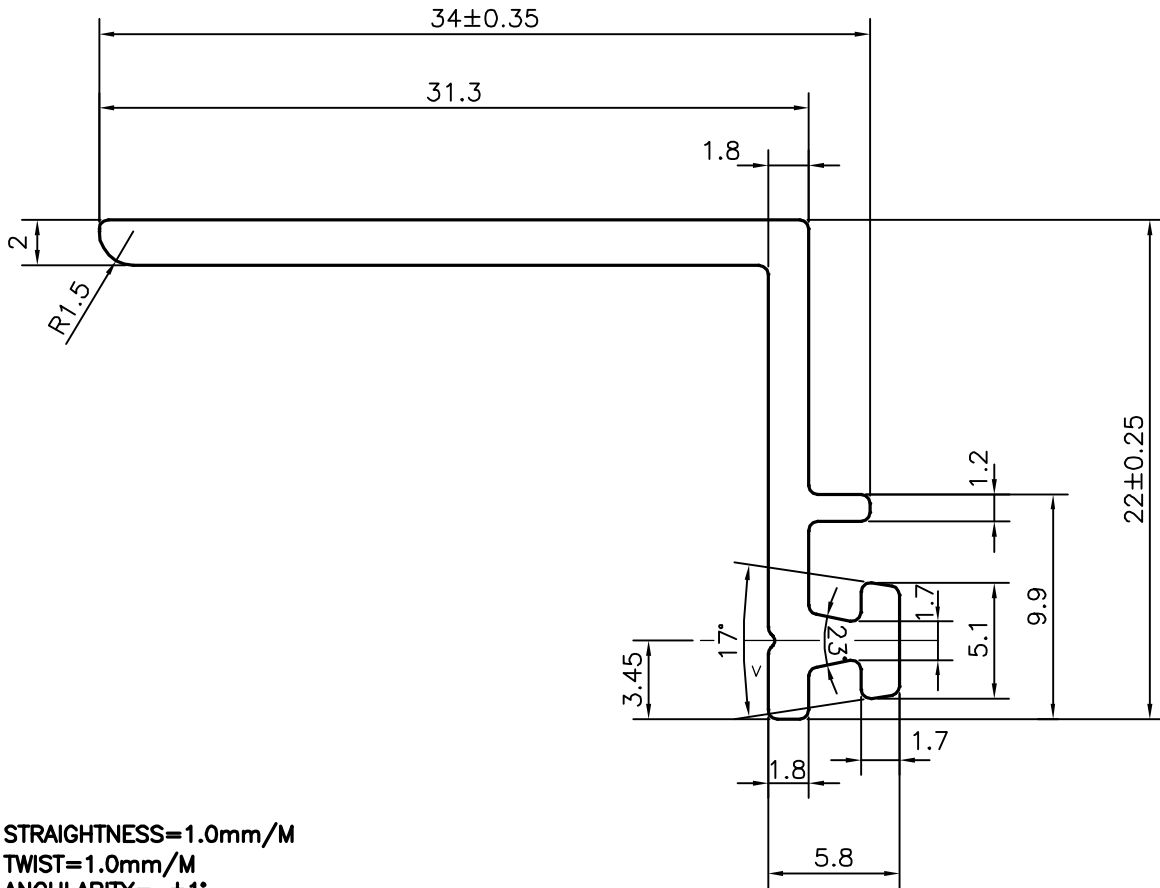
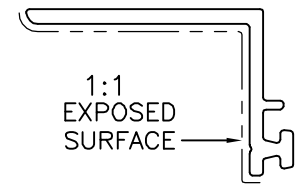
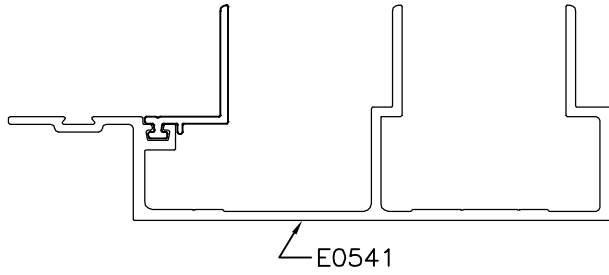


P-16527-1

E0539



- 1. STRAIGHTNESS=1.0mm/M
- 2. TWIST=1.0mm/M
- 3. ANGULARITY= ±1°
- 4. FLATNESS =0.007xWIDTH

V = V GROOVE 0.3x90°

TOLERANCES ON OVERALL WIDTHS & WIDTHS ACROSS FLATS OF BARS, & REGULAR SECTIONS

UPTO 6.40mm - ±0.20	UPTO 32.0mm - ±0.38	UPTO 120.0mm - ±0.85	UPTO 320.00mm - ±1.70
UPTO 10.0mm - ±0.23	UPTO 50.0mm - ±0.46	UPTO 160.0mm - ±1.02	
UPTO 12.0mm - ±0.25	UPTO 60.0mm - ±0.53	UPTO 200.0mm - ±1.14	
UPTO 16.0mm - ±0.28	UPTO 80.0mm - ±0.69	UPTO 250.0mm - ±1.40	
UPTO 25.0mm - ±0.30	UPTO 100.0mm - ±0.75	UPTO 300.0mm - ±1.65	



SYMBOL OF QUALITY
AN ISO 9001 COMPANY

JINDAL ALUMINIUM LTD.
BANGALORE-560073 (INDIA)

	NAME	DATE
DRAWN	J.P.KAUSHIK	29-11-2016
CHECKED		
APPROVED	B.NATARAJ	03-12-2016

- 1. ALL DIMENSIONS ARE IN mm.
- 2. ROUND OFF ALL SHARP CORNERS WITH 0.40 mm.
- 3. TOLERANCES WILL BE AS PER IS:3965-1981 UNLESS OTHERWISE SPECIFIED

SCALE	3:1
AREA mm ²	114.123
PERIMETER mm.	122.628
WEIGHT kg/m	0.308

PARTY'S NAME	ALUFIT (INDIA) PVT. LTD., BANGALORE
PARTY'S DRAWING No.	AL-OR-09 & AutoCAD DRAWING
ALLOY & TEMPER	6063 T6
DESCRIPTION	ADOPTER (MALE)

DRAWING No.	SECTION No.
P-16527-1	-
E0539	E0539