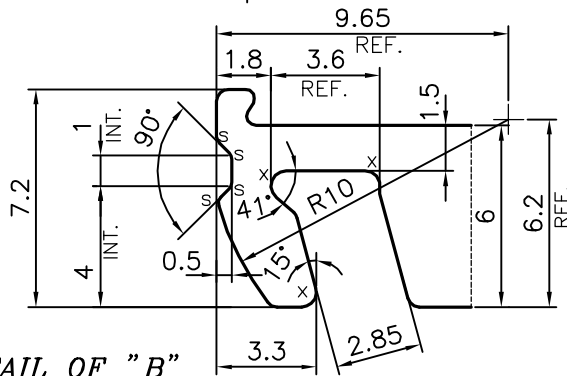
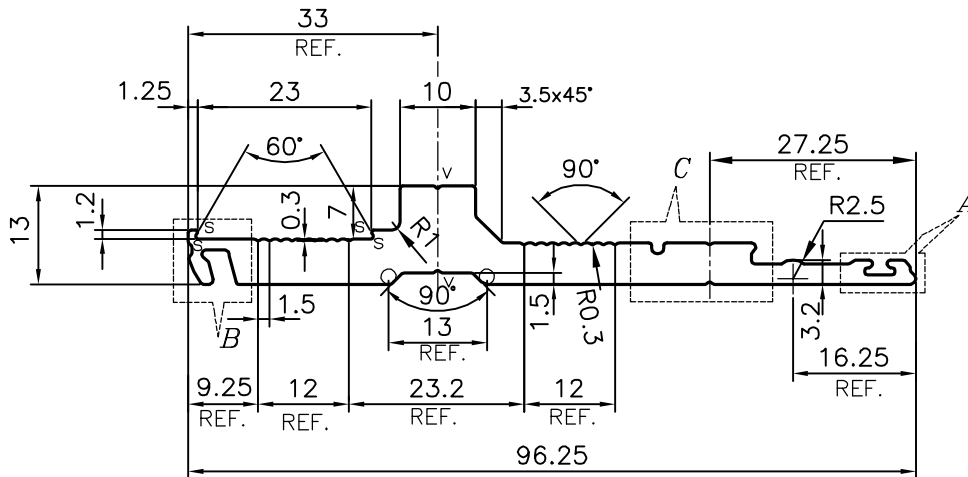
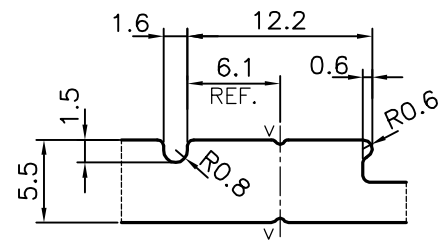


P-17632

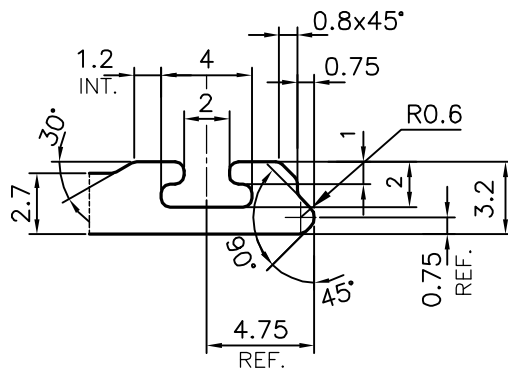
E0766



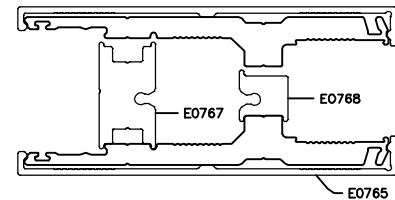
DETAIL OF "B"
SCALE:- 4:1



DETAIL OF "C"
SCALE:- 2:1



DETAIL OF "A"
SCALE:- 3:1



- V = VEE GROOVE 0.3x90° (4 PLACES)
- S = RADIUS 0.3 mm. (8 PLACES)
- X = RADIUS 0.5 mm. (5 PLACES)

TOLERANCES ON OVERALL WIDTHS & WIDTHS ACROSS FLATS OF BARS, & REGULAR SECTIONS

UPTO 6.40mm - ±0.20	UPTO 32.0mm - ±0.38	UPTO 120.0mm - ±0.85	1. STRAIGHTNESS=1.0mm/M 2. TWIST=1.0mm/M 3. ANGULARITY= ±1° 4. FLATNESS =0.007xWIDTH
UPTO 10.0mm - ±0.23	UPTO 50.0mm - ±0.46	UPTO 160.0mm - ±1.02	
UPTO 12.0mm - ±0.25	UPTO 60.0mm - ±0.53	UPTO 200.0mm - ±1.14	
UPTO 16.0mm - ±0.28	UPTO 80.0mm - ±0.69	UPTO 250.0mm - ±1.40	
UPTO 25.0mm - ±0.30	UPTO 100.0mm - ±0.75	UPTO 300.0mm - ±1.65	



SYMBOL OF QUALITY
AN ISO 9001 COMPANY

JINDAL ALUMINIUM LTD.
BANGALORE-560073 (INDIA)

	NAME	DATE
DRAWN	J.P.KAUSHIK	07-11-2017
CHECKED		
APPROVED	B.NATARAJA	15-11-2017
SCALE		1:1
AREA mm ²		528.056
PERIMETER mm.		240.065
WEIGHT kg/m		1.426
DRAWING No.	SECTION No.	
P-17632	-	
E0766	E0766	

1. ALL DIMENSIONS ARE IN mm.
2. ROUND OFF ALL SHARP CORNERS WITH 0.40 mm.
3. TOLERANCES WILL BE AS PER IS:3965-1981, UNLESS OTHERWISE SPECIFIED

PARTY'S NAME	ALUFIT (INDIA) PRIVATE LIMITED, BANGALORE
PARTY'S DRAWING No.	AS PER AUTOCAD DRAWING-ES-09
ALLOY & TEMPER	6063 T6
DESCRIPTION	RAILS SECTION