P−19203
E1089

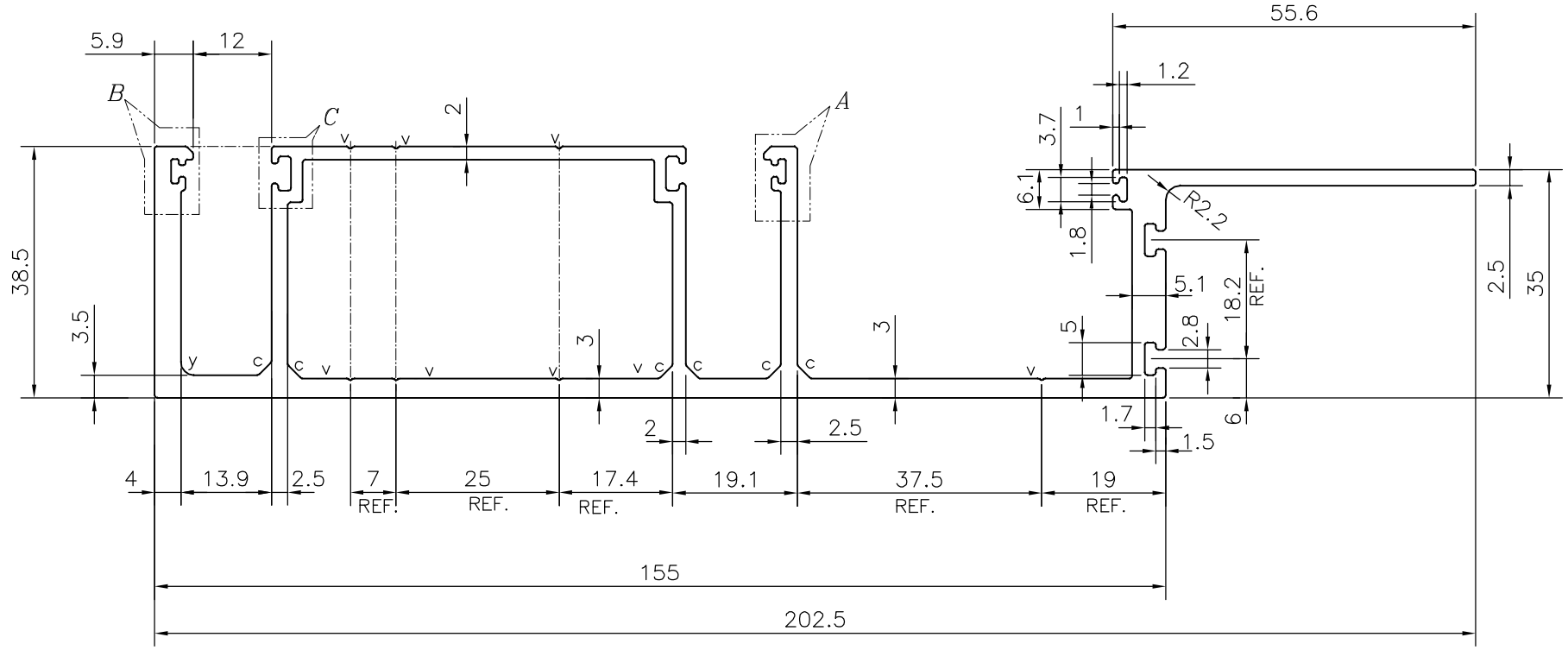

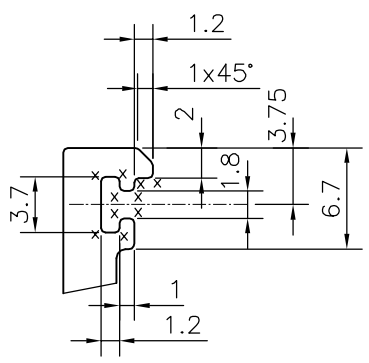

DETAIL OF "B"
SCALE 2:1

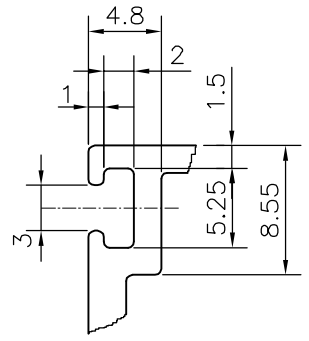

DETAIL OF "C"
SCALE 2:1

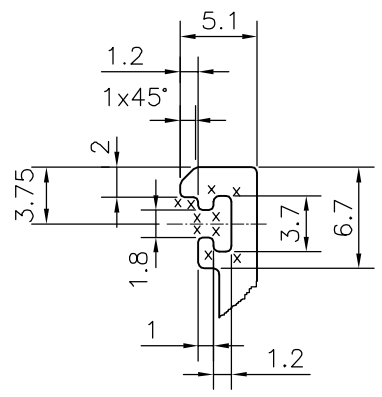

DETAIL OF "A"
SCALE 2:1

c = CHAMFER 2x45° (4 PLACES)
X = RADIUS 0.3 mm. (20 PLACES)
y = RADIUS 2 mm. (2 PLACES)
Z = RADIUS 1 mm. (2 PLACES)
V = VEE GROOVE 0.3x90° (7 PLACES)

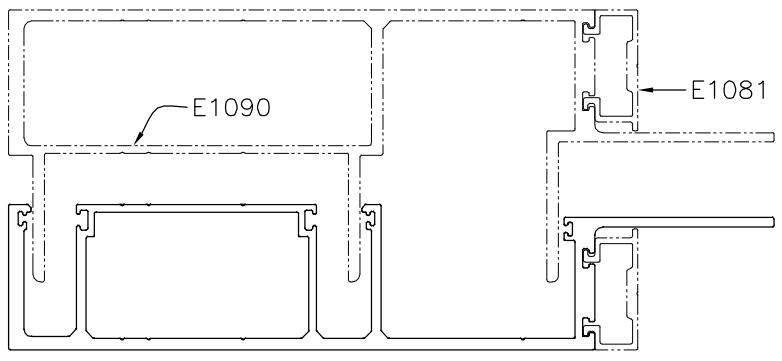

TOLERANCES ON OVERALL WIDTHS & WIDTHS ACROSS FLATS OF BARS, & REGULAR SECTIONS			
UPTO 6.40mm − ±0.20 UPTO 10.0mm − ±0.23 UPTO 12.0mm − ±0.25 UPTO 16.0mm − ±0.28 UPTO 25.0mm − ±0.30	UPTO 32.0mm − ±0.38 UPTO 50.0mm − ±0.46 UPTO 60.0mm − ±0.53 UPTO 80.0mm − ±0.69 UPTO 100.0mm − ±0.75	UPTO 120.0mm − ±0.85 UPTO 160.0mm − ±1.02 UPTO 200.0mm − ±1.14 UPTO 250.0mm − ±1.40 UPTO 300.0mm − ±1.65	1. STRAIGHTNESS=1.7mm/M 2. TWIST=1.7mm/M 3. FLATNESS =0.003xWIDTH

JINDAL
SYMBOL OF QUALITY
AN ISO 9001 COMPANY

JINDAL ALUMINIUM LTD.
BANGALORE−560073 (INDIA)

1. ALL DIMENSIONS ARE IN mm.
2. ROUND OFF ALL SHARP CORNERS WITH 0.40 mm.
3. TOLERANCES WILL BE AS PER IS:6477−1983 , UNLESS OTHERWISE SPECIFIED

	NAME	DATE
DRAWN	J.P.KAUSHIK	21−02−2019
CHECKED		
APPROVED	B.NATARAJA	11−04−2019
SCALE		1:1
AREA mm^2		1273.414
PERIMETER mm.		749.946
WEIGHT kg/m		3.438

PARTY'S NAME	ALUFIT (INDIA) PRIVATE LIMITED, BANGALORE
PARTY'S DRAWING No.	4SR−DIE−02
ALLOY & TEMPER	6063 T6
DESCRIPTION	FEMALE MULLION

DRAWING No.	SECTION No.
P−19203	−
E1089	E1089