P–20398
E1262

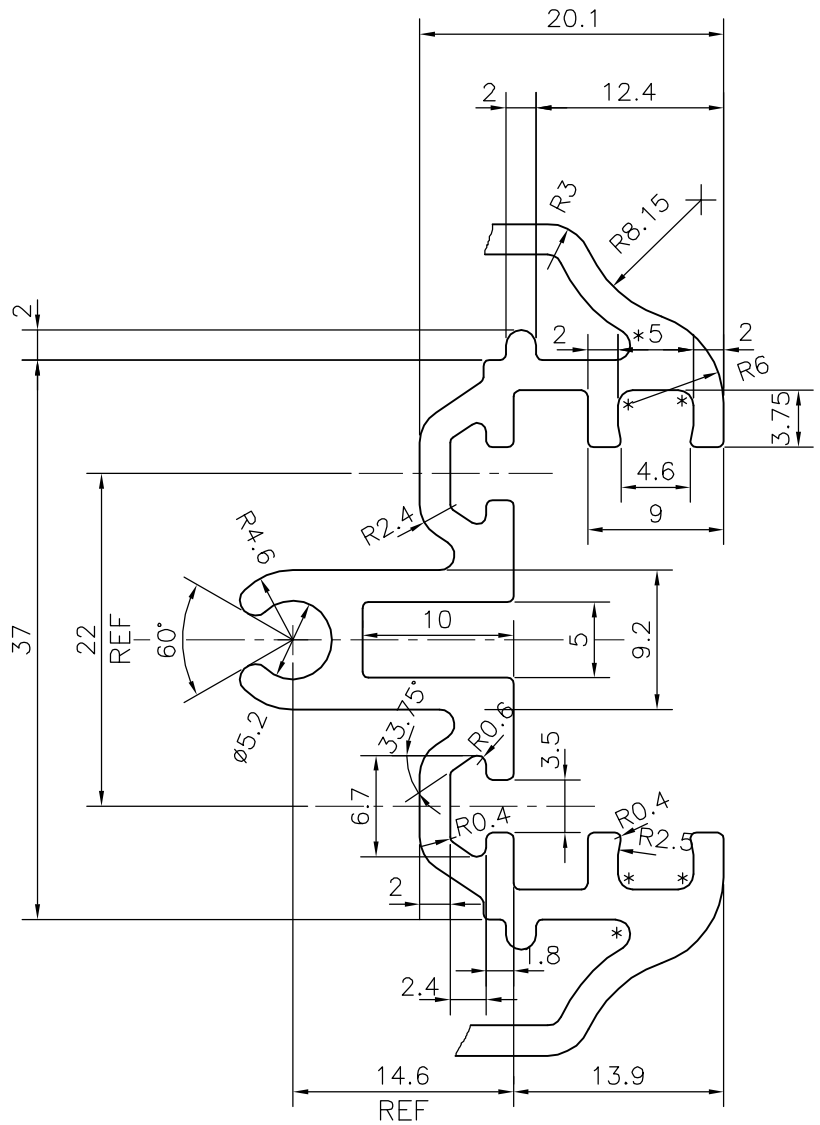

DETAIL"A"
SCALE 2:1

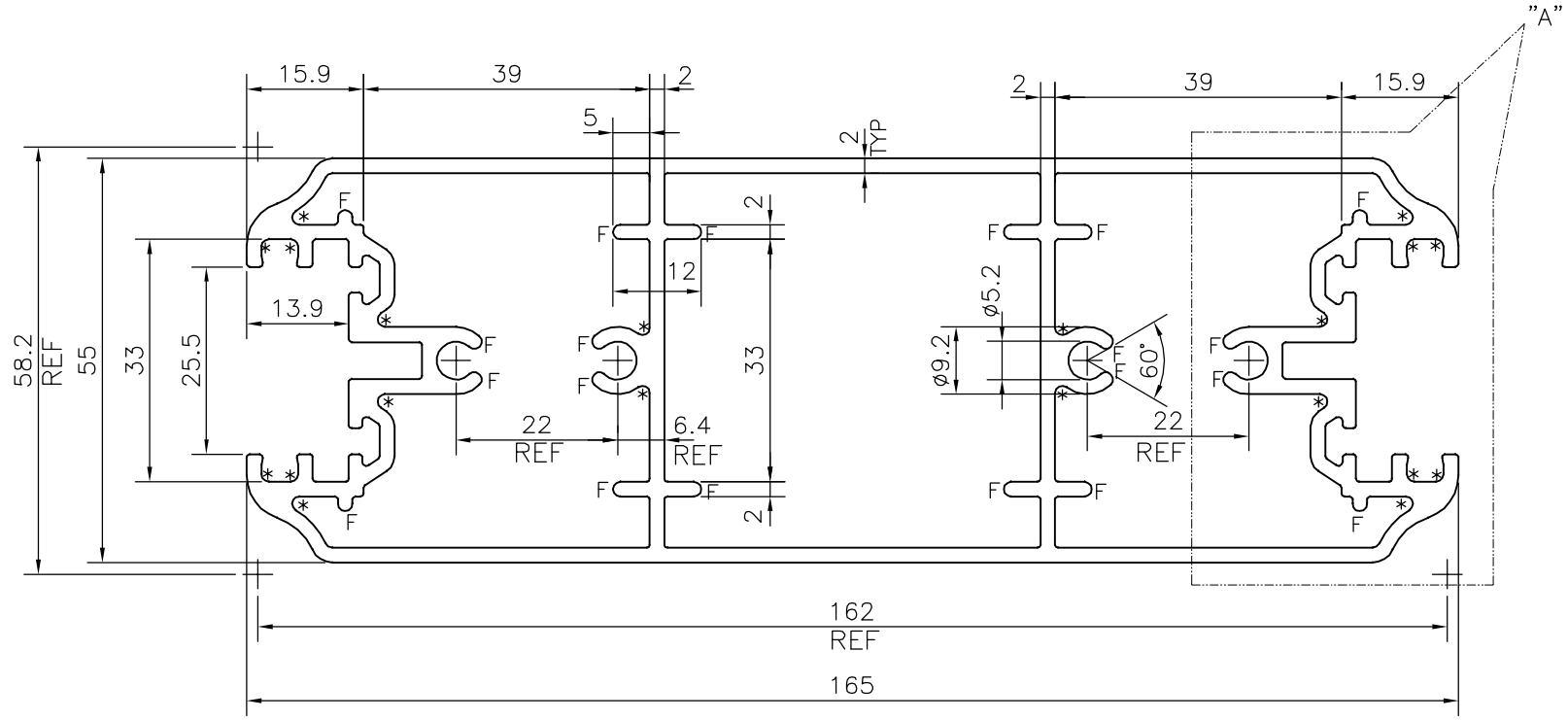

F = FULL RADIUS (16 PLACES)
* = 1.0 RADIUS (2 PLACES)

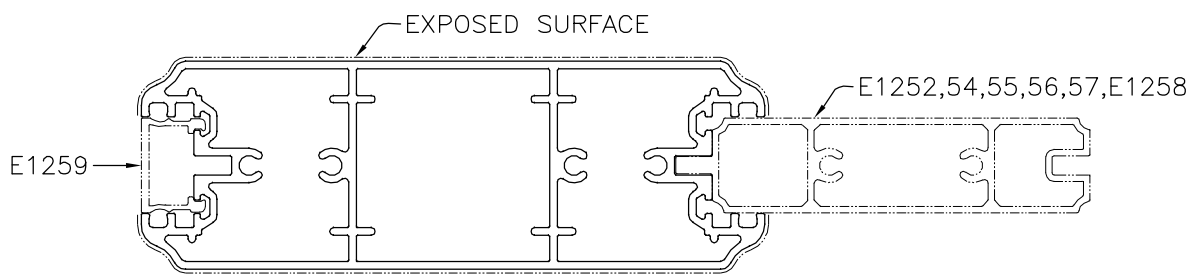

TOLERANCES ON OVERALL DIMENSIONS OF HOLLOW SECTIONS			
UPTO 20.0mm – ±0.30 UPTO 30.0mm – ±0.38 UPTO 40.0mm – ±0.45 UPTO 50.0mm – ±0.52 UPTO 60.0mm – ±0.60	UPTO 80.0mm – ±0.70 UPTO 100.0mm – ±0.80 UPTO 120.0mm – ±0.90 UPTO 140.0mm – ±1.00 UPTO 160.0mm – ±1.14	UPTO 180.0mm – ±1.27 UPTO 200.0mm – ±1.40 UPTO 225.0mm – ±1.52	1. STRAIGHTNESS=1.7mm/M 2. TWIST=1.7mm/M 3. ANGULARITY= ±2° 4. FLATNESS =0.006xWIDTH

JINDAL
SYMBOL OF QUALITY
AN ISO 9001 COMPANY

JINDAL ALUMINIUM LTD.
BANGALORE–560073 (INDIA)

1. ALL DIMENSIONS ARE IN mm.
2. ROUND OFF ALL SHARP CORNERS WITH 0.40 mm.
3. TOLERANCES WILL BE AS PER IS:6477–1983 , UNLESS OTHERWISE SPECIFIED

		NAME	DATE
DRAWN		J.P.KAUSHIK	14–11–2019
CHECKED			
APPROVED		B.NATARAJA	21–11–2019
SCALE			1:1
AREA	mm^2		1598.317
PERIMETER	mm.		613.059
WEIGHT	kg/m		4.315

PARTY'S NAME	CLASSIA LASER DESIGN, COIMBATORE
PARTY'S DRAWING No.	AL–G–H 003
ALLOY & TEMPER	6063 T6
DESCRIPTION	H POST BOTTOM SECTION

DRAWING No.	SECTION No.
P–20398	–
E1262	E1262