P–20399
E1263

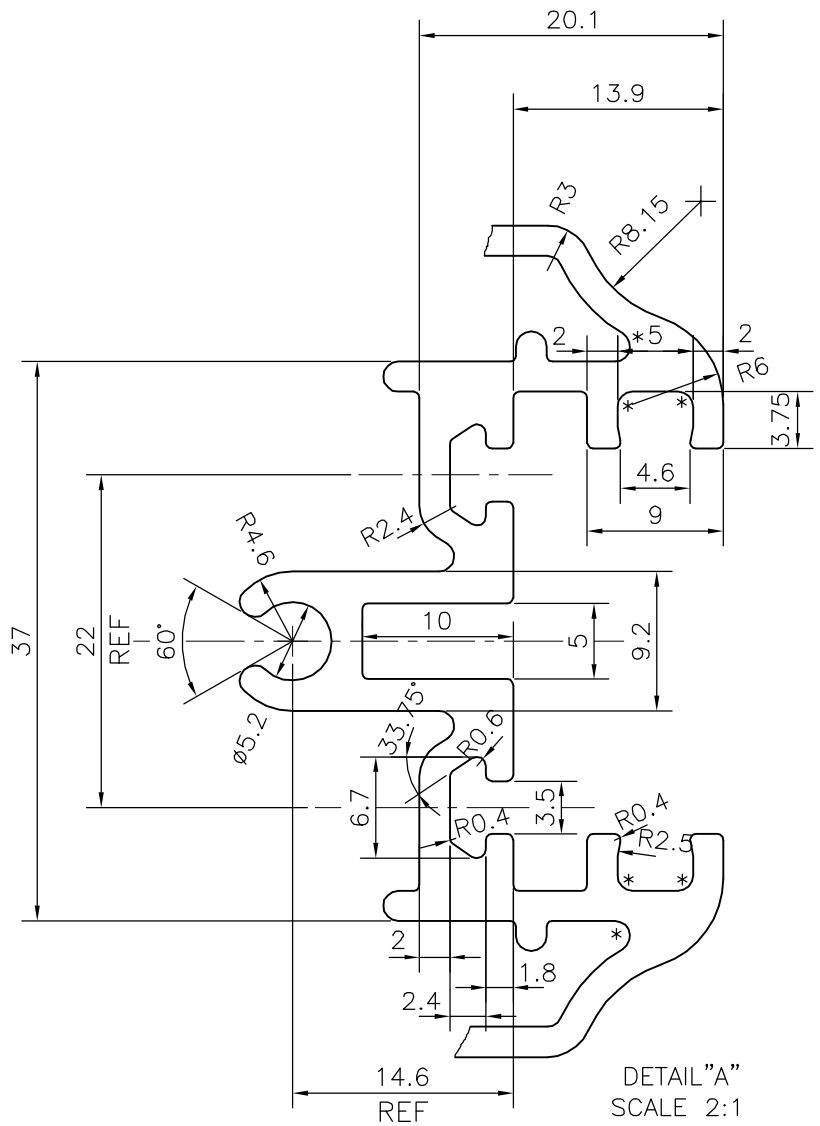

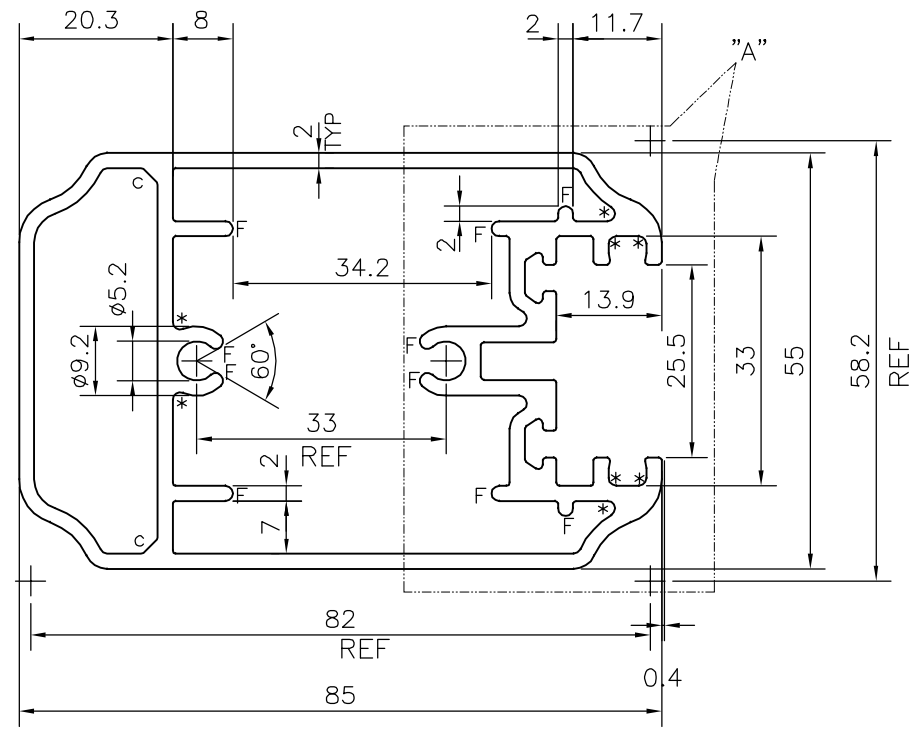

c = CHAMFER 1.5x45° (2 PLACES)
F = FULL RADIUS (6 PLACES)
* = 1.0 RADIUS (8 PLACES)

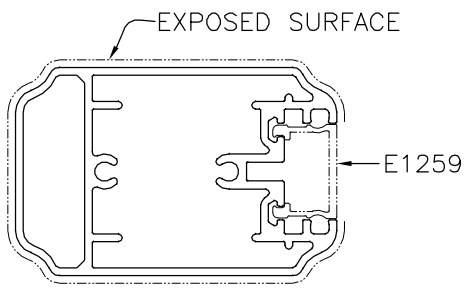

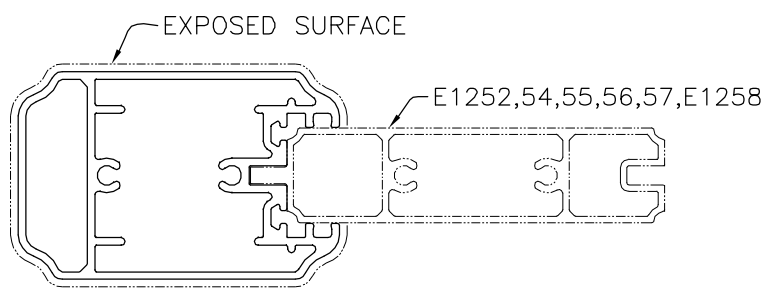

TOLERANCES ON OVERALL DIMENSIONS OF HOLLOW SECTIONS

UPTO 20.0mm – ±0.30 UPTO 30.0mm – ±0.38 UPTO 40.0mm – ±0.45 UPTO 50.0mm – ±0.52 UPTO 60.0mm – ±0.60	UPTO 80.0mm – ±0.70 UPTO 100.0mm – ±0.80 UPTO 120.0mm – ±0.90 UPTO 140.0mm – ±1.00 UPTO 160.0mm – ±1.14	UPTO 180.0mm – ±1.27 UPTO 200.0mm – ±1.40 UPTO 225.0mm – ±1.52	1. STRAIGHTNESS=1.7mm/M 2. TWIST=1.7mm/M 3. ANGULARITY= ±2° 4. FLATNESS =0.006xWIDTH

JINDAL
SYMBOL OF QUALITY
AN ISO 9001 COMPANY

JINDAL ALUMINIUM LTD.
BANGALORE–560073 (INDIA)

	NAME	DATE
DRAWN	J.P.KAUSHIK	13–11–2019
CHECKED		
APPROVED	B.NATARAJA	21–11–2019
SCALE		1:1
AREA mm^2		911.253
PERIMETER mm.		354.821
WEIGHT kg/m		2.460

1. ALL DIMENSIONS ARE IN mm.
2. ROUND OFF ALL SHARP CORNERS WITH 0.40 mm.
3. TOLERANCES WILL BE AS PER IS:6477–1983 , UNLESS OTHERWISE SPECIFIED

		DRAWING No.	SECTION No.
PARTY'S NAME	CLASSIA LASER DESIGN, COIMBATORE	P–20399	–
PARTY'S DRAWING No.	AL–G–H 005	E1263	E1263
ALLOY & TEMPER	6063 T6		
DESCRIPTION	H POST TOP SECTION		