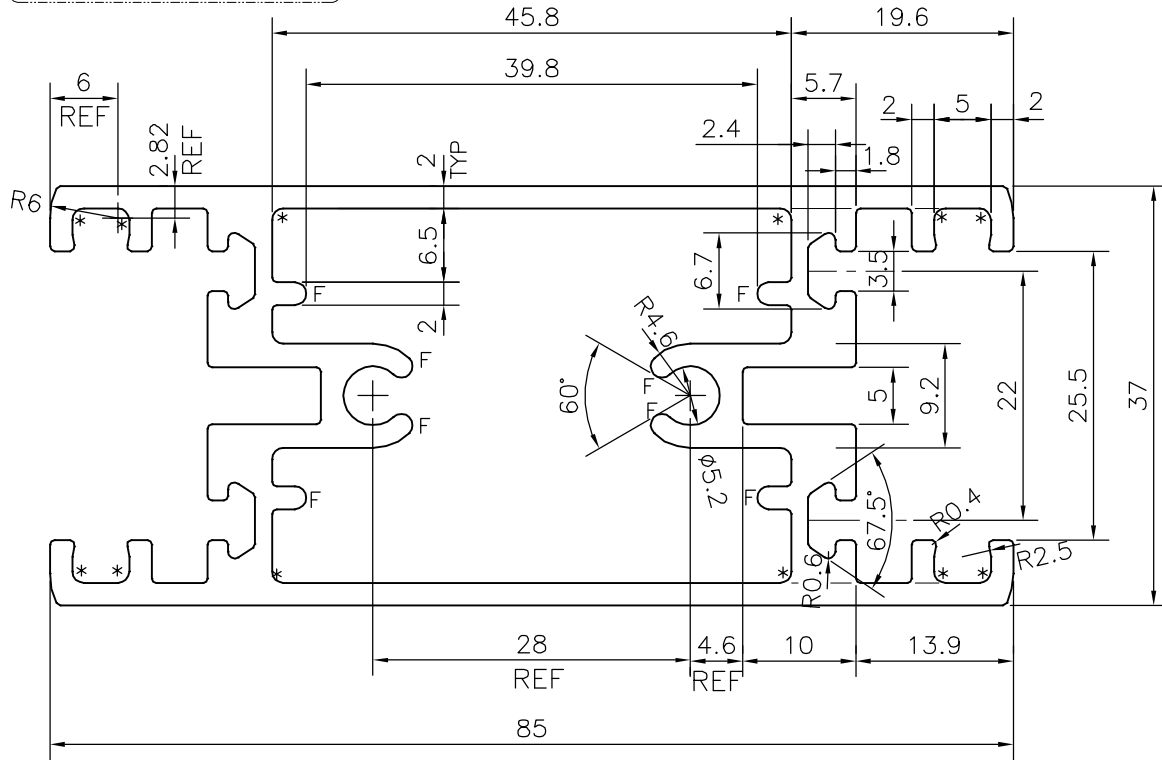
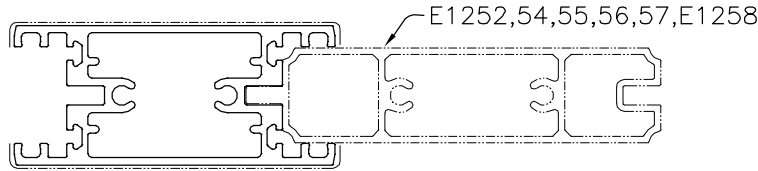
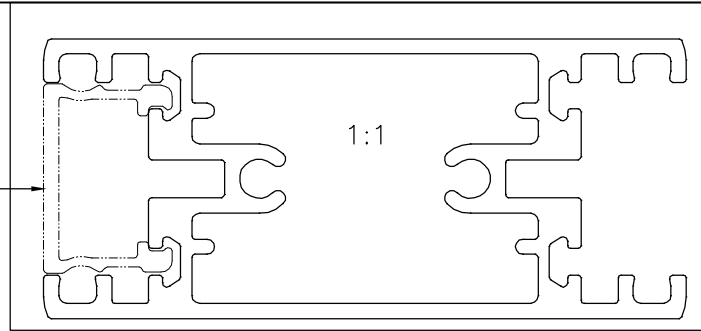


P-20401

E1265



F = FULL RADIUS (2 PLACES)  
 \* = 1.0 RADIUS (12 PLACES)

TOLERANCES ON OVERALL DIMENSIONS OF HOLLOW SECTIONS

UPTO 20.0mm - ±0.30	UPTO 80.0mm - ±0.70	UPTO 180.0mm - ±1.27	1. STRAIGHTNESS=1.7mm/M 2. TWIST=1.7mm/M 3. ANGULARITY= ±2° 4. FLATNESS =0.006xWIDTH
UPTO 30.0mm - ±0.38	UPTO 100.0mm - ±0.80	UPTO 200.0mm - ±1.40	
UPTO 40.0mm - ±0.45	UPTO 120.0mm - ±0.90	UPTO 225.0mm - ±1.52	
UPTO 50.0mm - ±0.52	UPTO 140.0mm - ±1.00		
UPTO 60.0mm - ±0.60	UPTO 160.0mm - ±1.14		



SYMBOL OF QUALITY  
AN ISO 9001 COMPANY

**JINDAL ALUMINIUM LTD.**  
 BANGALORE-560073 (INDIA)

	NAME	DATE
DRAWN	J.P.KAUSHIK	14-11-2019
CHECKED		
APPROVED	B.NATARAJA	21-11-2019
SCALE		1.5:1
AREA mm <sup>2</sup>		789.068
PERIMETER mm.		437.927
WEIGHT kg/m		2.130
DRAWING No.	SECTION No.	
P-20401	-	
E1265	E1265	

1. ALL DIMENSIONS ARE IN mm.
2. ROUND OFF ALL SHARP CORNERS WITH 0.40 mm.
3. TOLERANCES WILL BE AS PER IS:6477-1983 , UNLESS OTHERWISE SPECIFIED

PARTY'S NAME	CLASSIA LASER DESIGN, COIMBATORE
PARTY'S DRAWING No.	AL-G-H 008
ALLOY & TEMPER	6063 T6
DESCRIPTION	H POST MIDDLE-1 SECTION