P–20887	
E1314	

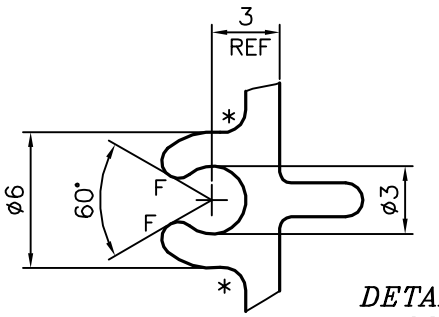

DETAIL OF "A"
SCALE 3:1

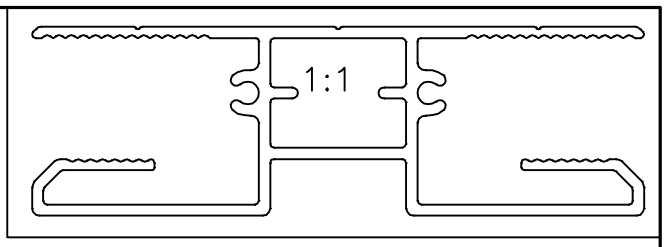

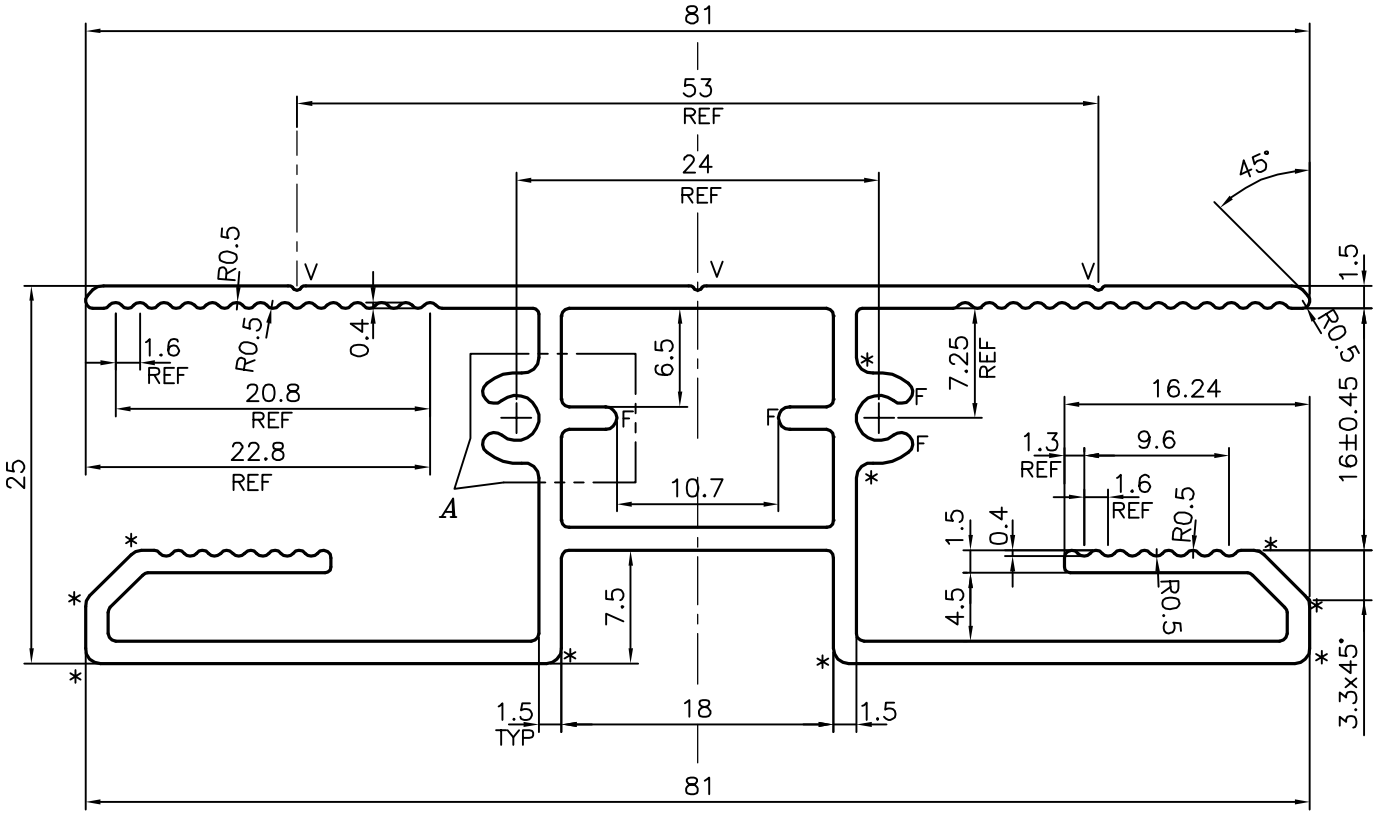

TOLERANCE CHART CD = CIRCUMSCRIBING CIRCLE

CD≤100	100<CD≤200	200<CD<300	300<CD<500
UPTO 10mm – ±0.25	±0.30	±0.35	±0.40
10.0 –25.0 – ±0.30	±0.40	±0.50	±0.60
25.0 –50.0 – ±0.50	±0.60	±0.80	±0.90
50.0 –100.0 – ±0.70	±0.90	±1.10	±1.30
100 – 150 – –	±1.10	±1.30	±1.50
150 – 200 – –	±1.3	±1.50	±1.80
200 – 300 – –	–	±1.70	±2.10
300 – 450 – –	–	–	±2.80

F = FULL RADIUS (6 PLACES)
* =RADIUS 1.0 (12 PLACES)
V = V GROOVE 0.3x90° (3 PLACES)

JINDAL
SYMBOL OF QUALITY
AN ISO 9001 COMPANY

JINDAL ALUMINIUM LTD.

BANGALORE–560073 (INDIA)

	NAME	DATE
DRAWN	J.P.KAUSHIK	13–03–2020
CHECKED		
APPROVED	B.NATARAJA	18–03–2020

1. ALL DIMENSIONS ARE IN mm.
2. ROUND OFF ALL SHARP CORNERS WITH 0.40 mm.
3. TOLERANCES WILL BE AS PER BS:EN–755–9 UNLESS OTHERWISE SPECIFIED

SCALE	2:1
AREA mm^2	386.37
PERIMETER mm.	452.645
WEIGHT kg/m	1.043

PARTY'S NAME	CLEAR AMBER GROUP, UK
PARTY'S DRAWING No.	CA EXTRUSION 052
ALLOY & TEMPER	6063 T6
DESCRIPTION	16 mm PROFILE

DRAWING No.	SECTION No.
P–20887	–
E1314	E1314