P-22717-1

E1631

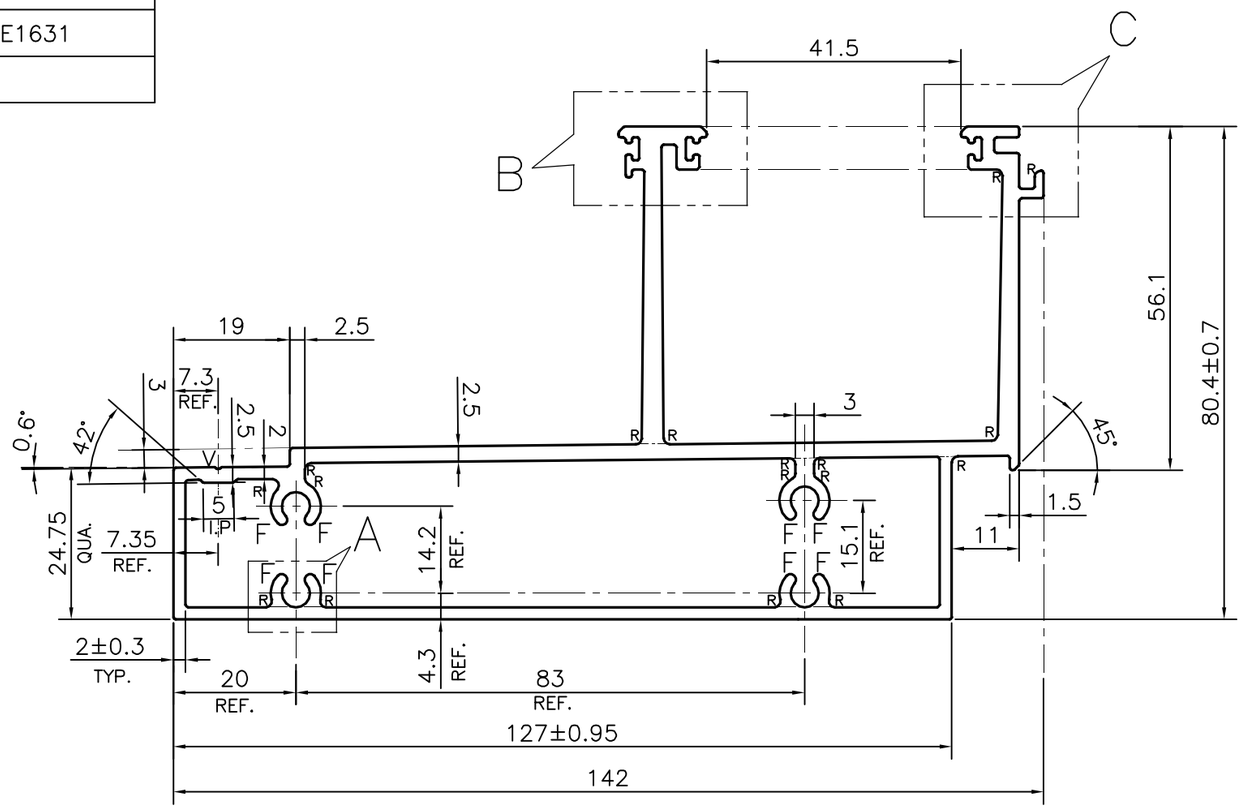

SCALE:- 1:1

APPROXIMATE WEIGHT RANGE –2.777 – 3.757 kg/m

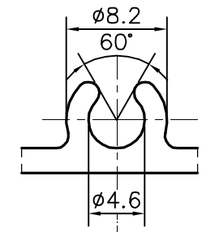

SCALE:- 2:1
DETAIL OF "A"

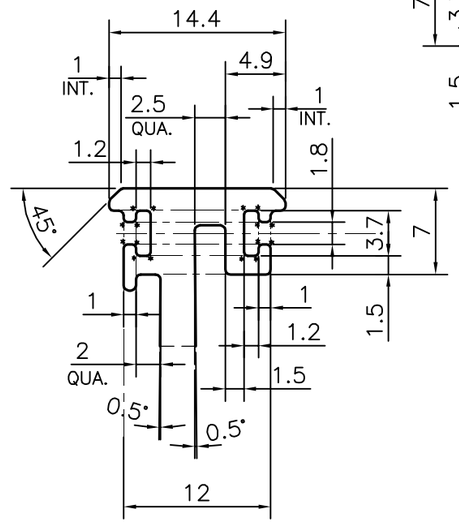

SCALE:- 2:1
DETAIL OF "B"

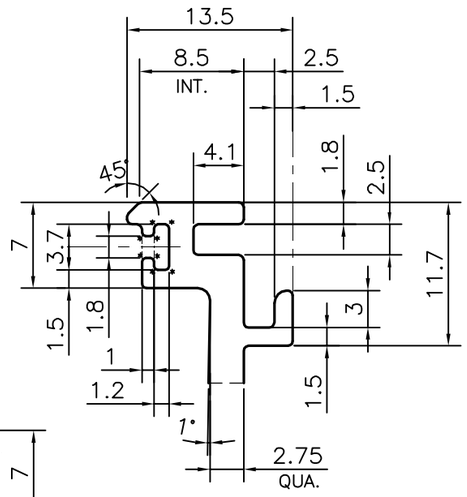

SCALE:- 2:1
DETAIL OF "C"

FINISH:– POWDER COATING

R = 1 MM RADIUS (17 PLACES)
* = 0.3 MM RADIUS (24 PLACES)
F = FULL RADIUS (8 PLACES)
V = V GROOVE 0.3x90° (1 PLACE)

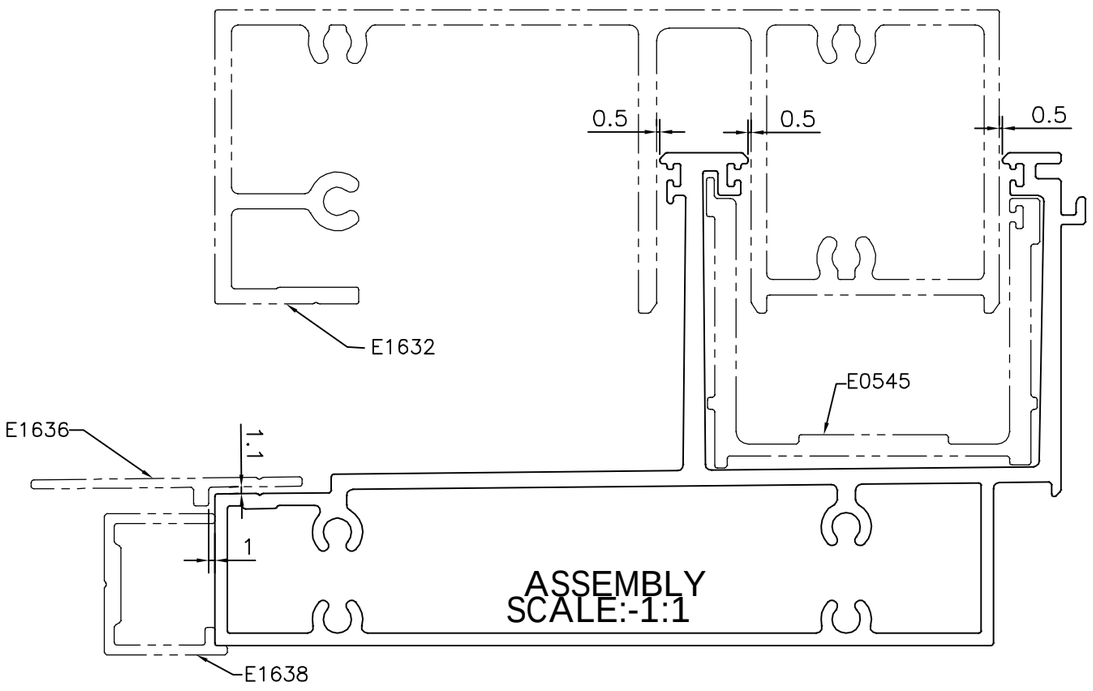

ASSEMBLY
SCALE:-1:1

TOLERANCES ON OVERALL DIMENSIONS OF HOLLOW SECTIONS			
UPTO 20.0mm – ±0.30 UPTO 30.0mm – ±0.38 UPTO 40.0mm – ±0.45 UPTO 50.0mm – ±0.52 UPTO 60.0mm – ±0.60	UPTO 80.0mm – ±0.70 UPTO 100.0mm – ±0.80 UPTO 120.0mm – ±0.90 UPTO 140.0mm – ±1.00 UPTO 160.0mm – ±1.14	UPTO 180.0mm – ±1.27 UPTO 200.0mm – ±1.40 UPTO 225.0mm – ±1.52	1. STRAIGHTNESS=1.0mm/M 2. TWIST=1.0mm/M 3. ANGULARITY= ±1° 4. FLATNESS =0.007xWIDTH

JINDAL
SYMBOL OF QUALITY
AN ISO 9001 COMPANY

JINDAL ALUMINIUM LTD.
BANGALORE–560073 (INDIA)

	NAME	DATE
DRAWN	PUNITH	18–09–2021
CHECKED		
APPROVED	B.NATARAJA	01–10–2021

1. ALL DIMENSIONS ARE IN mm.
2. ROUND OFF ALL SHARP CORNERS WITH 0.40 mm.
3. TOLERANCES WILL BE AS PER IS:6477–1983 , UNLESS OTHERWISE SPECIFIED

SCALE	1:1
AREA mm^2	1210.025
PERIMETER mm.	622.915
WEIGHT kg/m	3.267

PARTY'S NAME	ALUFIT (INDIA) PVT. LTD., BANGALORE
PARTY'S DRAWING No.	HP–DIE–03
ALLOY & TEMPER	6063 T6
DESCRIPTION	CURTAIN WALL SECTION–CENTRAL MULLION

DRAWING No.	SECTION No.
P–22717–1	–
E1631	E1631