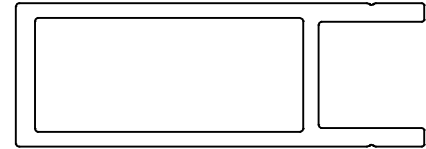
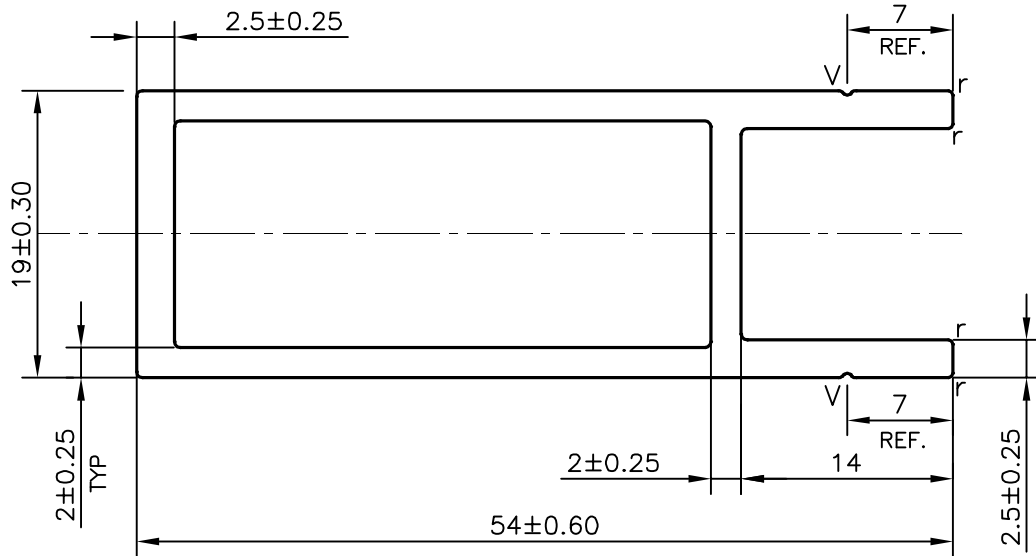


P-22730-2

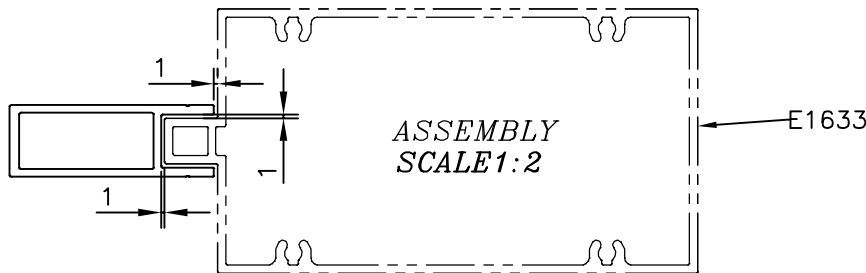
E1644



SCALE 1:1



SCALE: - 2:1



ASSEMBLY
SCALE 1:2

FINISH:- POWDER COATING

r = 0.30 RADIUS (4 PLACES)
V = V GROOVE 0.3x90° (2 PLACE)

APPROXIMATE WEIGHT RANGE - 0.703 - 0.903 kg/m

TOLERANCES ON OVERALL DIMENSIONS OF HOLLOW SECTIONS

UPTO 20.0mm - ±0.30	UPTO 80.0mm - ±0.70	UPTO 180.0mm - ±1.27	1. STRAIGHTNESS= 1.0mm/M 2. TWIST= 1.0mm/M 3. ANGULARITY= ±1° 4. FLATNESS =0.007xWIDTH
UPTO 30.0mm - ±0.38	UPTO 100.0mm - ±0.80	UPTO 200.0mm - ±1.40	
UPTO 40.0mm - ±0.45	UPTO 120.0mm - ±0.90	UPTO 225.0mm - ±1.52	
UPTO 50.0mm - ±0.52	UPTO 140.0mm - ±1.00		
UPTO 60.0mm - ±0.60	UPTO 160.0mm - ±1.14		



SYMBOL OF QUALITY
AN ISO 9001 COMPANY

JINDAL ALUMINIUM LTD.
BANGALORE-560073 (INDIA)

	NAME	DATE
DRAWN	SONU	21-09-2021
CHECKED		
APPROVED	B.NATARAJA	01-10-2021
SCALE		2:1
AREA mm ²		297.225
PERIMETER mm.		173.175
WEIGHT kg/m		0.803
DRAWING No.	SECTION No.	
P-22730-2	-	
E1644	E1644	

1. ALL DIMENSIONS ARE IN mm.
2. ROUND OFF ALL SHARP CORNERS WITH 0.40 mm.
3. TOLERANCES WILL BE AS PER IS:6477-1983 , UNLESS OTHERWISE SPECIFIED

PARTY'S NAME	ALUFIT (INDIA) PVT. LTD., BANGALORE
PARTY'S DRAWING No.	HP-DIE-16 & REQUIREMENT
ALLOY & TEMPER	6063 T6
DESCRIPTION	CURATIN WALL - EDGE GUARD SECTION