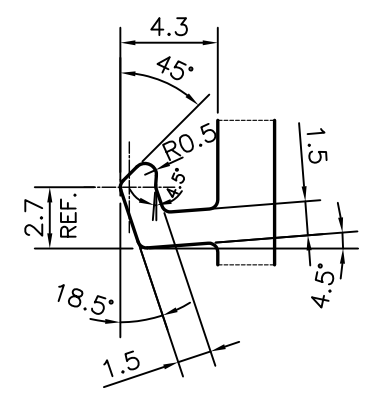
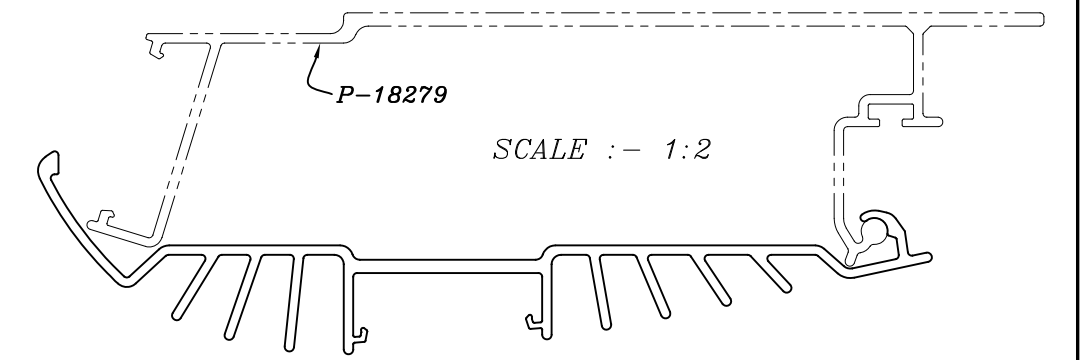
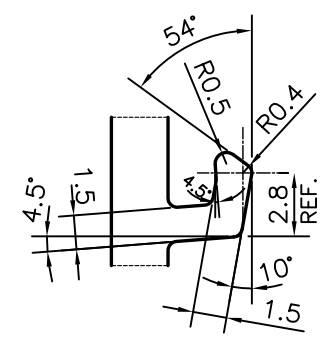


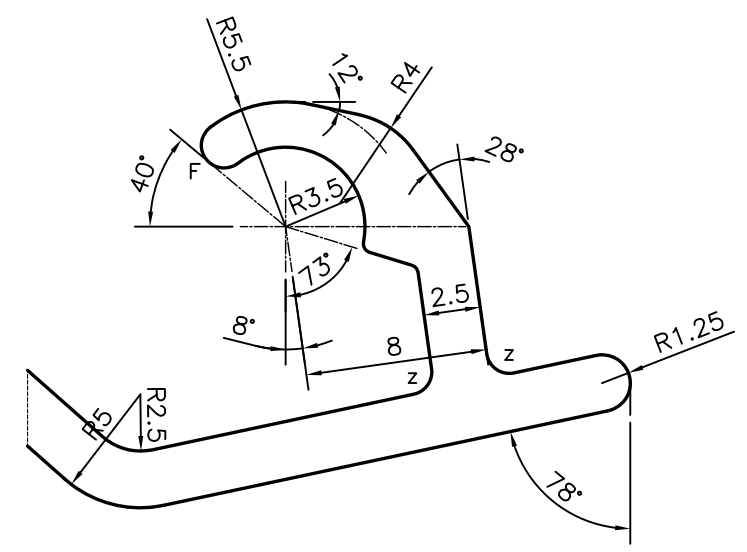
F = FULL RADIUS (3 PLACES)
Z = RADIUS 1 mm. (23 PLACES)



DETAIL OF "C"
SCALE 3:1



DETAIL OF "B"
SCALE 3:1



DETAIL OF "A"
SCALE 3:1

TOLERANCES ON OVERALL WIDTHS & WIDTHS ACROSS FLATS OF BARS, & REGULAR SECTIONS			
UPTO 6.40mm - ±0.20	UPTO 32.0mm - ±0.38	UPTO 120.0mm - ±0.85	UPTO 320.00mm - ±1.70
UPTO 10.0mm - ±0.23	UPTO 50.0mm - ±0.46	UPTO 160.0mm - ±1.02	
UPTO 12.0mm - ±0.25	UPTO 60.0mm - ±0.53	UPTO 200.0mm - ±1.14	
UPTO 16.0mm - ±0.28	UPTO 80.0mm - ±0.69	UPTO 250.0mm - ±1.40	
UPTO 25.0mm - ±0.30	UPTO 100.0mm - ±0.75	UPTO 300.0mm - ±1.65	

<p>SYMBOL OF QUALITY AN ISO 9001 COMPANY</p>	<p>JINDAL ALUMINIUM LTD. BANGALORE-560073 (INDIA)</p>	NAME	DATE
		DRAWN	PARVESH
		CHECKED	
		APPROVED	B.NATARAJA
			15-06-2018
		SCALE	1:1
		AREA mm ²	1246.667
		PERIMETER mm.	926.396
		WEIGHT kg/m	3.366
PARTY'S NAME	BFG INTERNATIONAL PVT. LTD., CHITTOOR	DRAWING No.	SECTION No.
PARTY'S DRAWING No.	AS PER AUTOCAD DRAWING	P-18280-2	-
ALLOY & TEMPER	6063 T6	S5890	S5890
DESCRIPTION	RAIL COACH SECTION		