P-20644

S6711

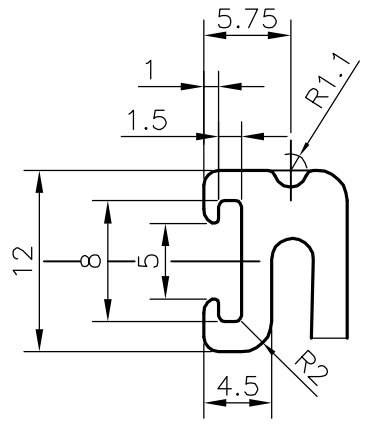

DETAIL OF "A"
SCALE:- 2:1

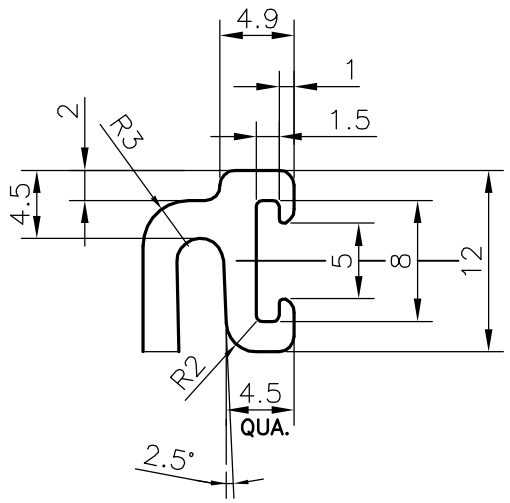

DETAIL OF "B"
SCALE:- 2:1

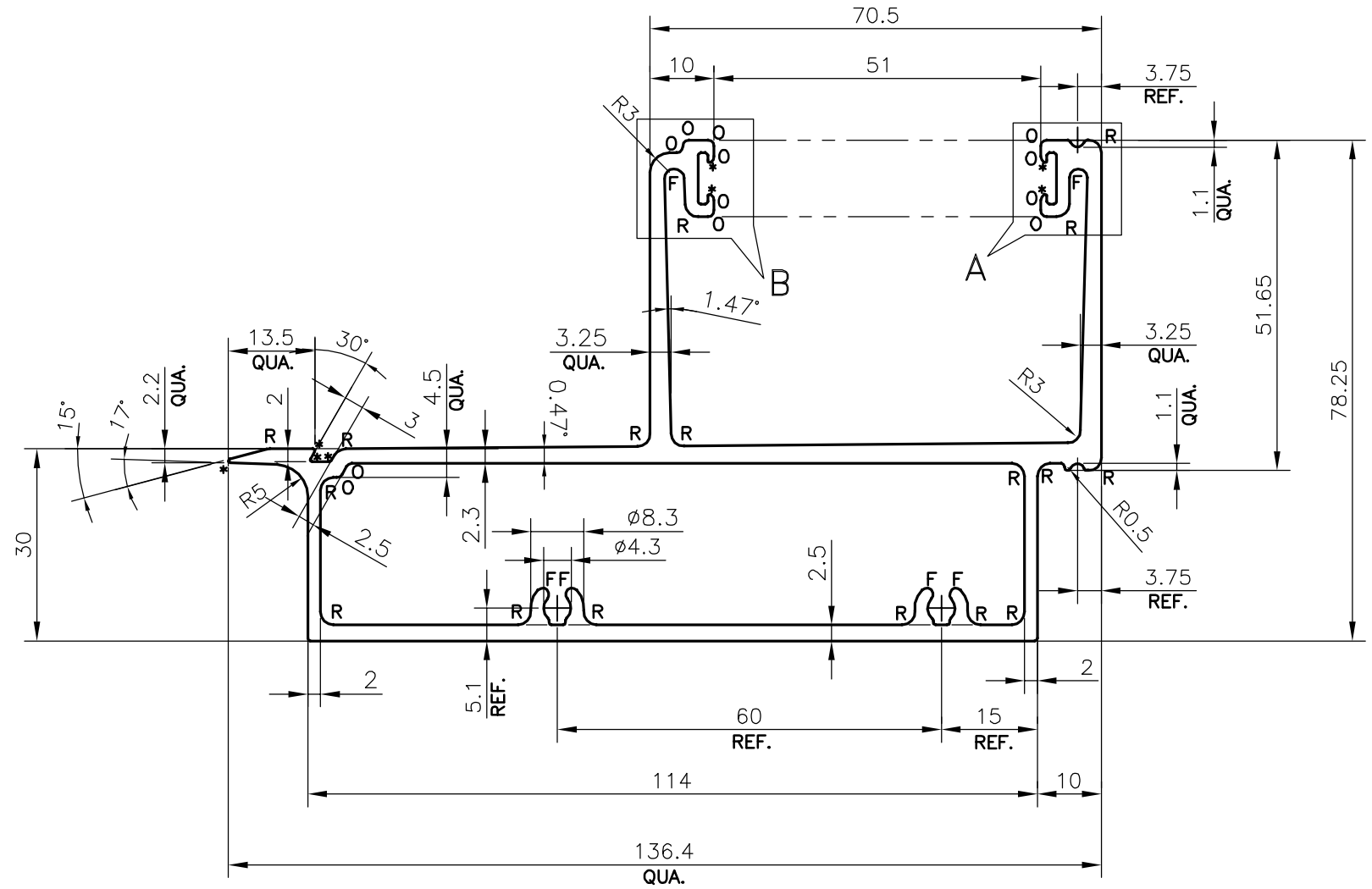

F= FULL RADIUS (7 PLACES)
R=R2 RADIUS (17 PLACES)
O=R1 RADIUS (12 PLACES)

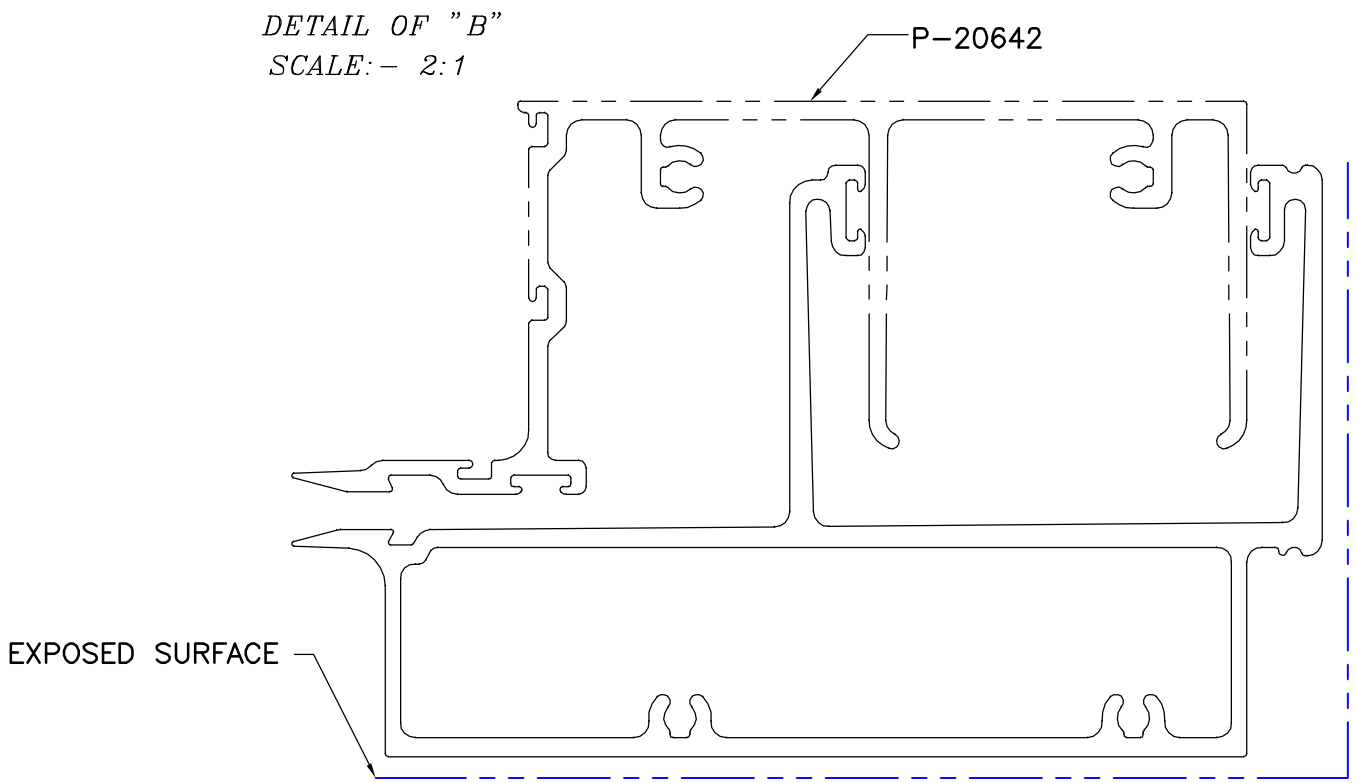

TOLERANCES ON OVERALL DIMENSIONS OF HOLLOW SECTIONS			
UPTO 20.0mm – ±0.30 UPTO 30.0mm – ±0.38 UPTO 40.0mm – ±0.45 UPTO 50.0mm – ±0.52 UPTO 60.0mm – ±0.60	UPTO 80.0mm – ±0.70 UPTO 100.0mm – ±0.80 UPTO 120.0mm – ±0.90 UPTO 140.0mm – ±1.00 UPTO 160.0mm – ±1.14	UPTO 180.0mm – ±1.27 UPTO 200.0mm – ±1.40 UPTO 225.0mm – ±1.52	1. STRAIGHTNESS=1.7mm/M 2. TWIST=1.7mm/M 3. ANGULARITY= ±2° 4. FLATNESS =0.006xWIDTH

JINDAL
SYMBOL OF QUALITY
AN ISO 9001 COMPANY

JINDAL ALUMINIUM LTD.
BANGALORE-560073 (INDIA)

1. ALL DIMENSIONS ARE IN mm.
2. ROUND OFF ALL SHARP CORNERS WITH 0.40 mm.
3. TOLERANCES WILL BE AS PER **IS:6477-1983** UNLESS OTHERWISE SPECIFIED

	NAME	DATE
DRAWN	DARPAN	28-01-2020
CHECKED		
APPROVED	B.NATARAJA	04-02-2020

SCALE	1:1
AREA mm^2	1165.297
PERIMETER mm.	590.245
WEIGHT kg/m	3.146

DRAWING No.	SECTION No.
P-20644	–
S6711	S6711

PARTY'S NAME	FACADE CLAD TECH PVT. LTD., BANGALORE
PARTY'S DRAWING No.	29-09-19R1
ALLOY & TEMPER	6063 T6
DESCRIPTION	CURTAIN WALL SECTION-MALE TRANSOM