P–20662
S6745

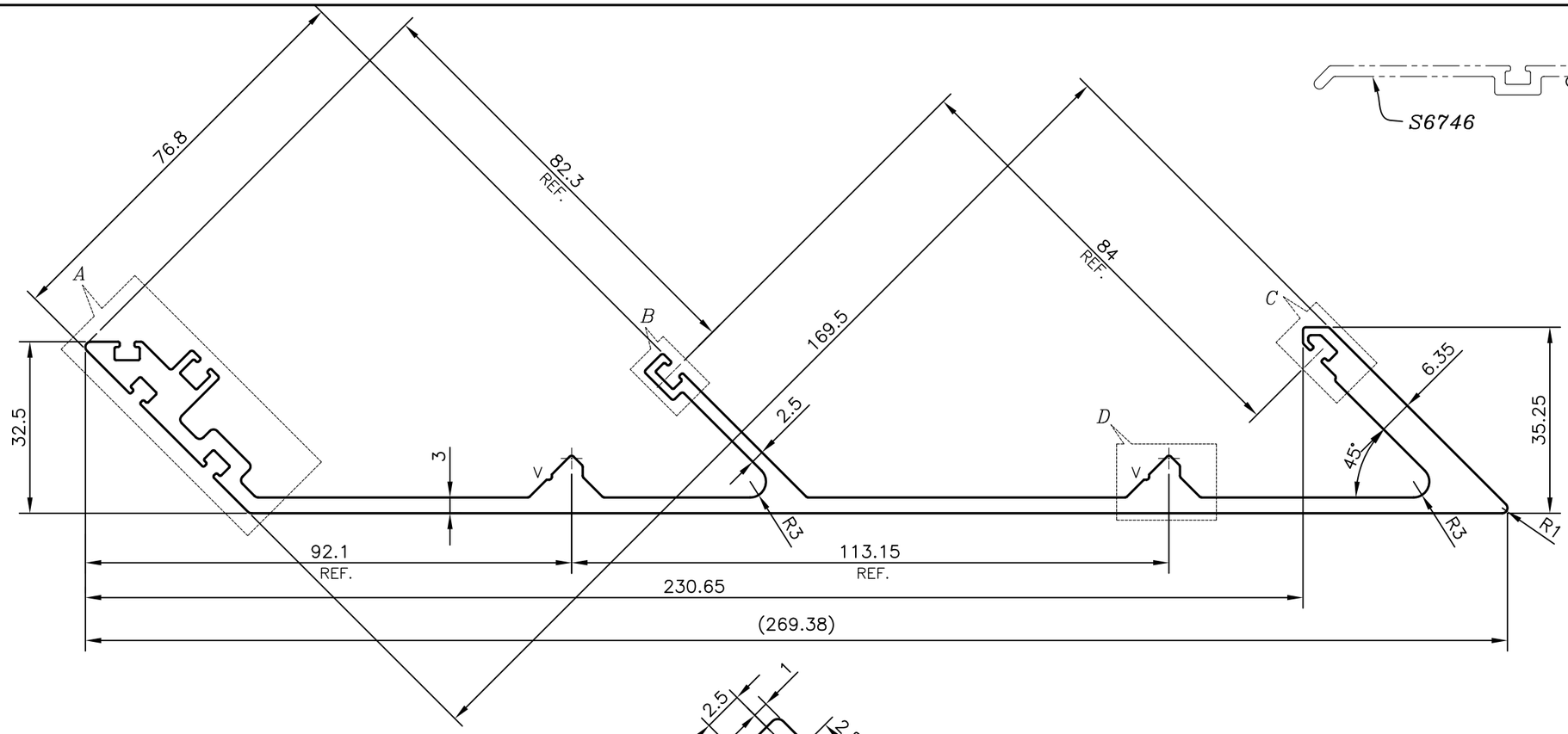

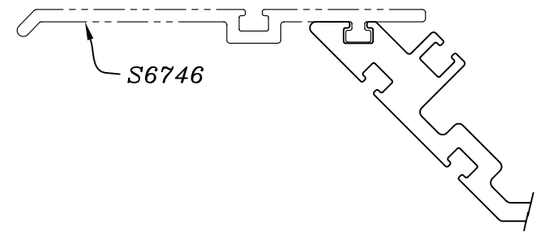

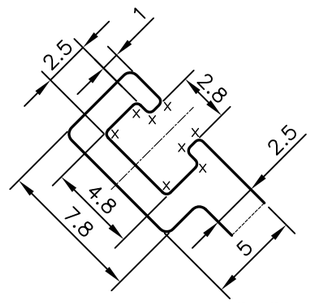

DETAIL OF "B"
SCALE 2:1

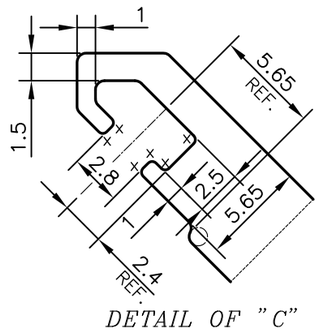

DETAIL OF "C"
SCALE 2:1

V = VEE GROOVE 0.5x90° (2 PLACES)
X = RADIUS 0.3 mm. (46 PLACES)
Z = RADIUS 1 mm. (7 PLACES)

ROUND OFF ALL SHARP CORNERS WITH 0.50 mm.

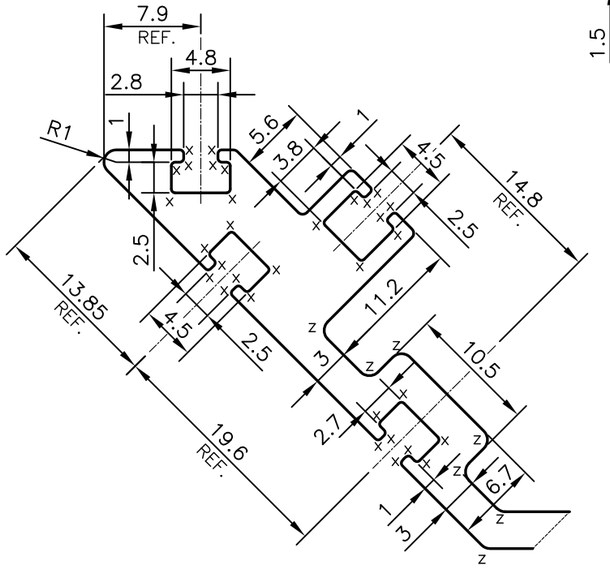

DETAIL OF "A"
SCALE 2:1

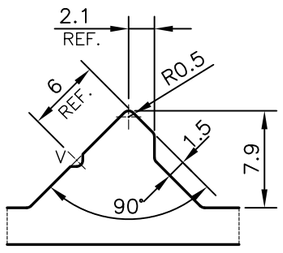

DETAIL OF "D"
SCALE 2:1

TOLERANCES ON OVERALL WIDTHS & WIDTHS ACROSS FLATS OF BARS, & REGULAR SECTIONS			
UPTO 6.40mm – ±0.20 UPTO 10.0mm – ±0.23 UPTO 12.0mm – ±0.25 UPTO 16.0mm – ±0.28 UPTO 25.0mm – ±0.30	UPTO 32.0mm – ±0.38 UPTO 50.0mm – ±0.46 UPTO 60.0mm – ±0.53 UPTO 80.0mm – ±0.69 UPTO 100.0mm – ±0.75	UPTO 120.0mm – ±0.85 UPTO 160.0mm – ±1.02 UPTO 200.0mm – ±1.14 UPTO 250.0mm – ±1.40 UPTO 300.0mm – ±1.65	1. STRAIGHTNESS=1.7mm/M 2. TWIST=1.7mm/M 3. ANGULARITY= ±2° 4. FLATNESS =0.007xWIDTH

JINDAL
SYMBOL OF QUALITY
AN ISO 9001 COMPANY

JINDAL ALUMINIUM LTD.
BANGALORE–560073 (INDIA)

	NAME	DATE
DRAWN	PARVESH	31–01–2020
CHECKED		
APPROVED	B.NATARAJA	25–02–2020

1. ALL DIMENSIONS ARE IN mm.
2. ROUND OFF ALL SHARP CORNERS WITH 0.40 mm.
3. TOLERANCES WILL BE AS PER IS:3965–1981 , UNLESS OTHERWISE SPECIFIED

SCALE	1:1
AREA mm^2	1448.553
PERIMETER mm.	818.993
WEIGHT kg/m	3.911

PARTY'S NAME	HARDWARE SYNDICATE, BANGALORE
PARTY'S DRAWING No.	AS PER AUTOCAD DRAWING–GAPL/SKP/S4/0332
ALLOY & TEMPER	6063 T6
DESCRIPTION	CURTAIN WALL SECTION–OUTWARD CORNER FEMALE MULLION

DRAWING No.	SECTION No.
P–20662	–
S6745	S6745