P-JAL-B-561-1

X102422

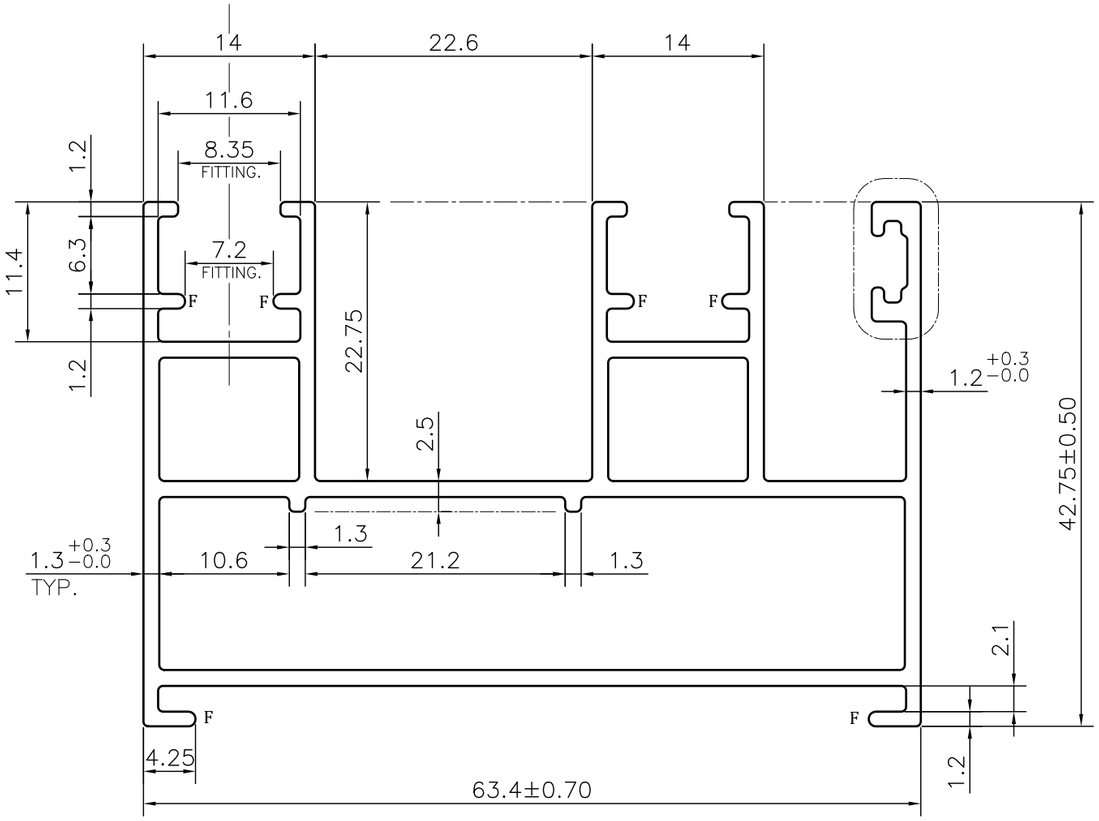

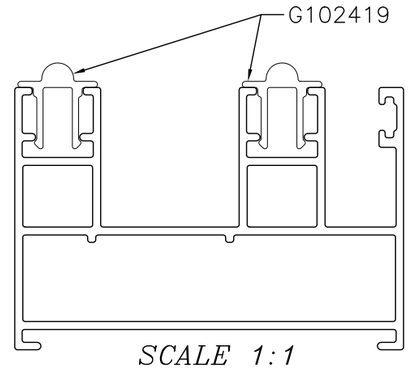

SCALE 1:1

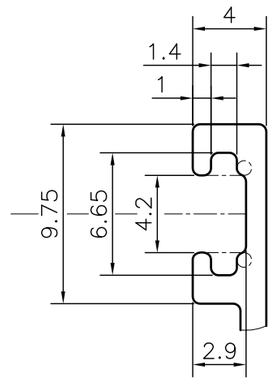

DETAIL A
SCALE 3:1

☞ *WEIGHT WILL COME ALWAYS ON HIGHER SIDE ONLY*

TOLERANCE CHART CD = CIRCUMSCRIBING CIRCLE

DIMENSION	CD≤100	100<CD≤200	200<CD≤300	300<CD≤500
UPTO 10mm	±0.25	±0.30	±0.35	±0.40
10.0 −25.0	±0.30	±0.40	±0.50	±0.60
25.0 −50.0	±0.50	±0.60	±0.80	±0.90
50.0 −100	±0.70	±0.90	±1.10	±1.30
100 − 150	−	±1.10	±1.30	±1.50
150 − 200	−	±1.3	±1.50	±1.80
200 − 300	−	−	±1.70	±2.10
300 − 450	−	−	−	±2.80

Q01902

CONTROLLED COPY

NOTE:-
F= FULL RADIUS (6 PLACES)

1. STRAIGHTNESS= 1.7mm/M
2. TWIST= 1.7mm/M
3. ANGULARITY= ±2°
4. FLATNESS= 0.007xWIDTH

SYMBOL OF QUALITY
AN ISO 9001 COMPANY

JINDAL ALUMINIUM LTD.
BHIWADI-301019 (INDIA)

	NAME	DATE
DRAWN	ASHUTOSH	06-06-2024
CHECKED	PARVESH	02-07-2024
APPROVED	N.K.HOLEY	03-07-2024

1. ALL DIMENSIONS ARE IN mm.
2. ROUND OFF ALL SHARP CORNERS WITH 0.40 mm.
3. TOLERANCES WILL BE AS PER BS:EN-755-9 , UNLESS OTHERWISE SPECIFIED

SCALE	2:1
AREA mm^2	420.32
PERIMETER mm.	402.341
WEIGHT kg/m	1.135

PARTY'S NAME	WINDOOR TECH, GURUGRAM
PARTY'S DRAWING No.	AS PER CAD DRAWING
ALLOY & TEMPER	6063 T6 — PRODUCT CODE:-048 — HSN CODE:- 76042100
DESCRIPTION	WINDOW SECTION-2 TRACK SHUTTER-25 MM SERIES

DRAWING No.	SECTION No.
P-JAL-B-561-1	7000002603
X102422	X102422