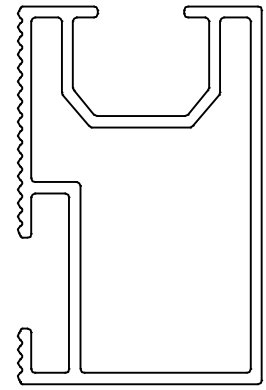
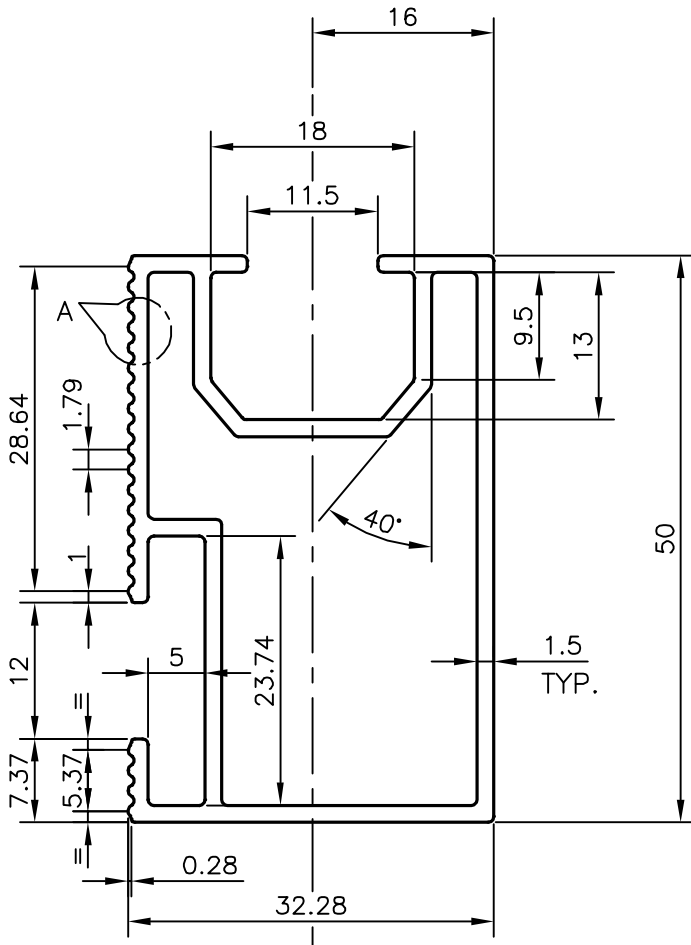


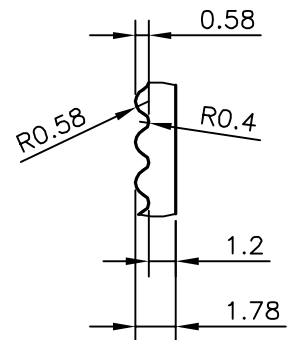
P-16606

X2112



SCALE 1:1

DETAIL 'A'  
SCALE 3:1



TOLERANCES ON OVERALL WIDTHS & WIDTHS ACROSS FLATS OF BARS, & REGULAR SECTIONS

UPTO 6.40mm - ±0.20	UPTO 32.0mm - ±0.38	UPTO 120.0mm - ±0.85	1. STRAIGHTNESS=1.7mm/M 2. TWIST=1.7mm/M 3. ANGULARITY= ±2° 4. FLATNESS =0.007xWIDTH
UPTO 10.0mm - ±0.23	UPTO 50.0mm - ±0.46	UPTO 160.0mm - ±1.02	
UPTO 12.0mm - ±0.25	UPTO 60.0mm - ±0.53	UPTO 200.0mm - ±1.14	
UPTO 16.0mm - ±0.28	UPTO 80.0mm - ±0.69	UPTO 250.0mm - ±1.40	
UPTO 25.0mm - ±0.30	UPTO 100.0mm - ±0.75	UPTO 300.0mm - ±1.65	



SYMBOL OF QUALITY  
AN ISO 9001 COMPANY

**JINDAL ALUMINIUM LTD.**  
BANGALORE-560073 (INDIA)

	NAME	DATE
DRAWN	KIRAN	13-12-2016
CHECKED		
APPROVED	B.NATARAJ	22-12-2016

- ALL DIMENSIONS ARE IN mm.
- ROUND OFF ALL SHARP CORNERS WITH 0.50 mm.
- TOLERANCES WILL BE AS PER IS:6477-1983, UNLESS OTHERWISE SPECIFIED

SCALE	1.5:1
AREA mm <sup>2</sup>	312.244
PERIMETER mm.	244.27
WEIGHT kg/m	0.843

PARTY'S NAME	STROLAR MOUNTING SYSTEMS PVT.LTD., NOIDA
PARTY'S DRAWING No.	RAIL
ALLOY & TEMPER	6063 T6
DESCRIPTION	RAIL SECTION

DRAWING No.	SECTION No.
P-16606	-
X2112	X2112