| | |
|---|---|
| P–17060 | |
| X2162 | |

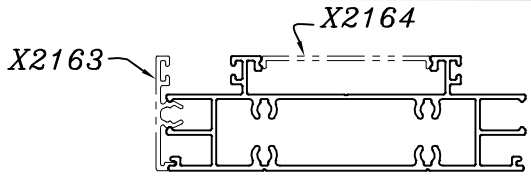


SCALE :– 0.5:1

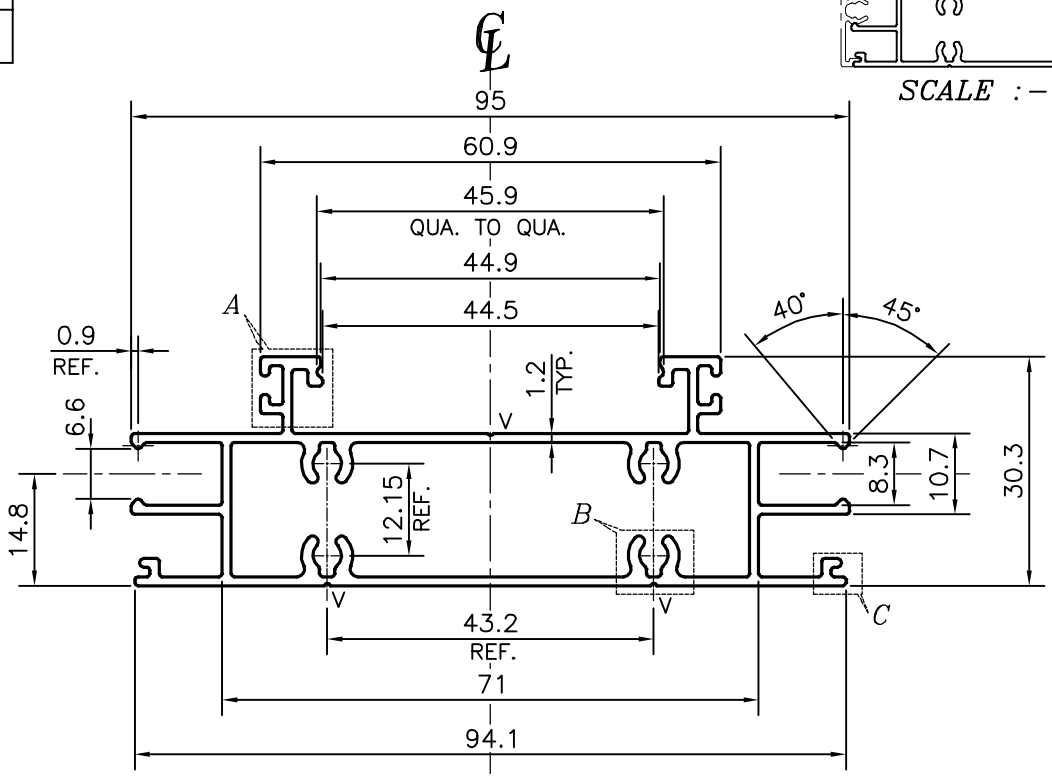


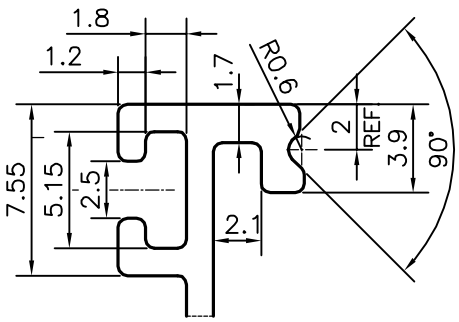


DETAIL OF "A"
SCALE 3:1

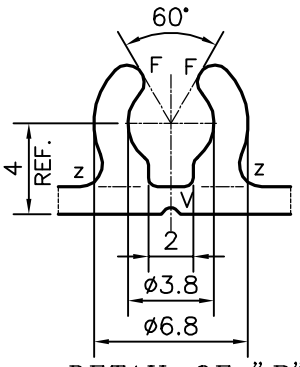


DETAIL OF "B"
SCALE 3:1

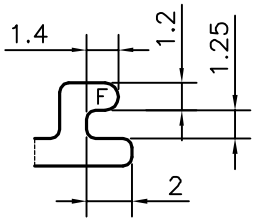


DETAIL OF "C"
SCALE 3:1

V = VEE GROOVE 0.3x45° (3 PLACES)
F = FULL RADIUS (10 PLACES)
Z = RADIUS 1 mm. (8 PLACES)

TOLERANCES ON OVERALL WIDTHS & WIDTHS ACROSS FLATS OF BARS, & REGULAR SECTIONS

| | | | |
|---|---|---|---|
| UPTO 6.40mm – ±0.20 | UPTO 32.0mm – ±0.38 | UPTO 120.0mm – ±0.85 | 1. STRAIGHTNESS=1.7mm/M |
| UPTO 10.0mm – ±0.23 | UPTO 50.0mm – ±0.46 | UPTO 160.0mm – ±1.02 | 2. TWIST=1.7mm/M |
| UPTO 12.0mm – ±0.25 | UPTO 60.0mm – ±0.53 | UPTO 200.0mm – ±1.14 | 3. ANGULARITY= ±2° |
| UPTO 16.0mm – ±0.28 | UPTO 80.0mm – ±0.69 | UPTO 250.0mm – ±1.40 | 4. FLATNESS =0.007xWIDTH |
| UPTO 25.0mm – ±0.30 | UPTO 100.0mm – ±0.75 | UPTO 300.0mm – ±1.65 | |

JINDAL
SYMBOL OF QUALITY
AN ISO 9001 COMPANY

# JINDAL ALUMINIUM LTD.

BANGALORE–560073 (INDIA)

| | NAME | DATE |
|---|---|---|
| DRAWN | PARVESH | 03–05–2017 |
| CHECKED | | |
| APPROVED | B.NATARAJA | 22–05–2017 |

1. ALL DIMENSIONS ARE IN mm.
2. ROUND OFF ALL SHARP CORNERS WITH 0.40 mm.
3. TOLERANCES WILL BE AS PER IS:6477–1983 , UNLESS OTHERWISE SPECIFIED

| | |
|---|---|
| SCALE | 1:1 |
| AREA $mm^2$ | 449.205 |
| PERIMETER mm. | 432.594 |
| WEIGHT kg/m | 1.213 |

| | |
|---|---|
| PARTY'S NAME | TEAM WORK GLASS SOLUTIONS PVT LTD., HYDERABAD |
| PARTY'S DRAWING No. | DG–01 |
| ALLOY & TEMPER | 6063 T6 |
| DESCRIPTION | ARCHITECTURAL SECTION–PARTITION |

| DRAWING No. | SECTION No. |
|---|---|
| P–17060 | – |
| X2162 | X2162 |
| | |
| | |
| | |