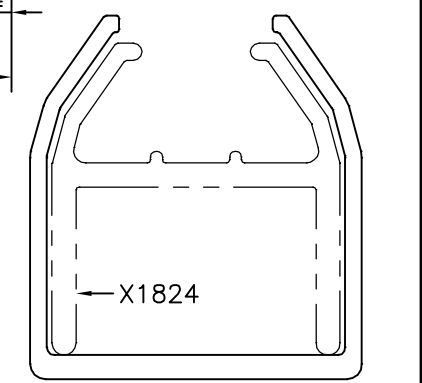
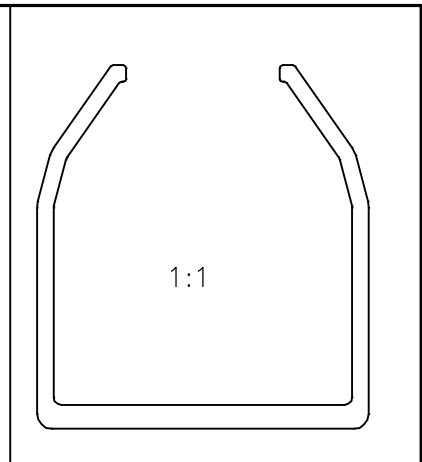
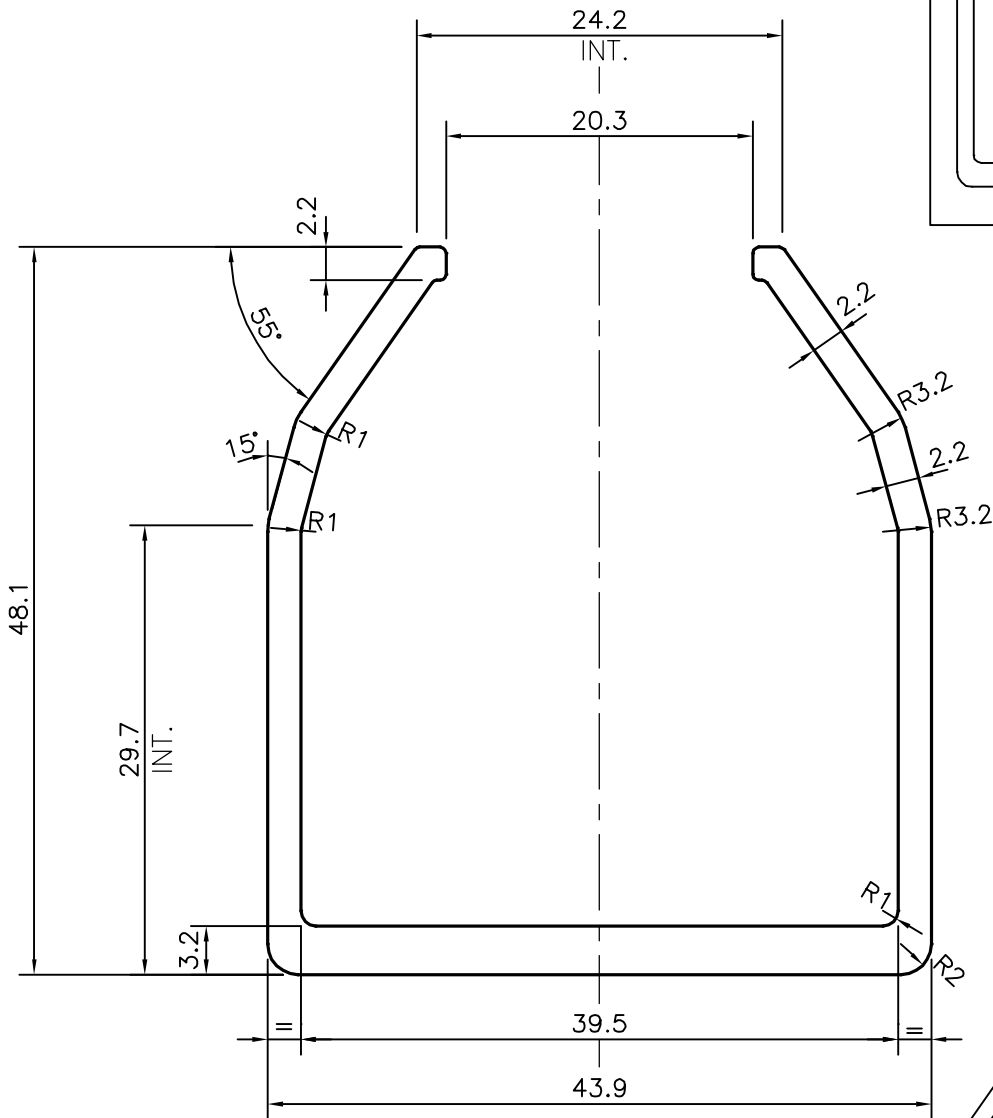


P-17215

X2257



TOLERANCE CHART CD = CIRCUMSCRIBING CIRCLE

	CD ≤ 100	100 < CD ≤ 200	200 < CD < 300	300 < CD < 500
UPTO 10mm - ±0.25	±0.30	±0.35	±0.40	
10.0 - 25.0 - ±0.30	±0.40	±0.50	±0.60	
25.0 - 50.0 - ±0.50	±0.60	±0.80	±0.90	
50.0 - 100.0 - ±0.70	±0.90	±1.10	±1.30	
100 - 150 - -	±1.10	±1.30	±1.50	
150 - 200 - -	±1.3	±1.50	±1.80	
200 - 300 - -	-	±1.70	±2.10	
300 - 450 - -	-	-	±2.80	



SYMBOL OF QUALITY
AN ISO 9001 COMPANY

JINDAL ALUMINIUM LTD.
BANGALORE-560073 (INDIA)

	NAME	DATE
DRAWN	J.P.KAUSHIK	03-06-2017
CHECKED		
APPROVED	B.NATARAJA	23-10-2017
SCALE		2:1
AREA mm ²		349.273
PERIMETER mm.		281.915
WEIGHT kg/m		0.943
DRAWING No.	SECTION No.	
P-17215	-	
X2257	X2257	

1. ALL DIMENSIONS ARE IN mm.
2. ROUND OFF ALL SHARP CORNERS WITH 0.40 mm.
3. TOLERANCES WILL BE AS PER BS:EN-755-9 UNLESS OTHERWISE SPECIFIED

PARTY'S NAME	PROSOURCE INDL. SOLUTIONS INC., CANADA
PARTY'S DRAWING No.	AS PER DRAWING-HD BOTTOM SLEEVE
ALLOY & TEMPER	6063 T5
DESCRIPTION	MISC. SECTION