
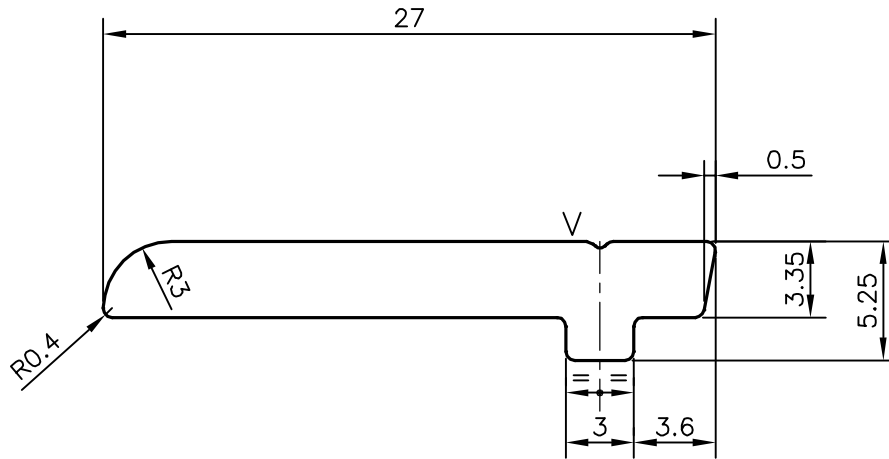
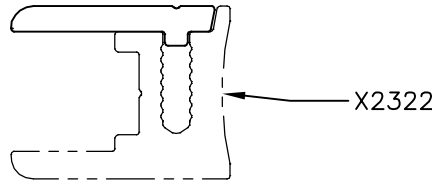


P-17390-2

X2323



1:1



TOLERANCE CHART CD = CIRCUMSCRIBING CIRCLE

CD ≤ 100	100 < CD ≤ 200	200 < CD < 300	300 < CD < 500
UPTO 10mm - ±0.25	±0.30	±0.35	±0.40
10.0 - 25.0 - ±0.30	±0.40	±0.50	±0.60
25.0 - 50.0 - ±0.50	±0.60	±0.80	±0.90
50.0 - 100.0 - ±0.70	±0.90	±1.10	±1.30
100 - 150 - -	±1.10	±1.30	±1.50
150 - 200 - -	±1.3	±1.50	±1.80
200 - 300 - -	-	±1.70	±2.10
300 - 450 - -	-	-	±2.80

V = V GROOVE 0.3x90° (ONE PLACE)



SYMBOL OF QUALITY  
AN ISO 9001 COMPANY

**JINDAL ALUMINIUM LTD.**  
BANGALORE-560073 (INDIA)

	NAME	DATE
DRAWN	J.P.KAUSHIK	27-03-2018
CHECKED		
APPROVED	B.NATARAJA	06-04-2018
SCALE		3:1
AREA mm <sup>2</sup>		93.131
PERIMETER mm.		61.748
WEIGHT kg/m		0.251
DRAWING No.	SECTION No.	
P-17390-2	-	
X2323	X2323	

1. ALL DIMENSIONS ARE IN mm.
2. ROUND OFF ALL SHARP CORNERS WITH 0.40 mm.
3. TOLERANCES WILL BE AS PER BS:EN-755-9 UNLESS OTHERWISE SPECIFIED

PARTY'S NAME	LUCID MANAGEMENT GROUP, CANADA
PARTY'S DRAWING No.	AS PER SAMPLE-(1006787 REV. B)
ALLOY & TEMPER	6005 T5
DESCRIPTION	CLAMP EXTRUSION-GLOSS SECTION