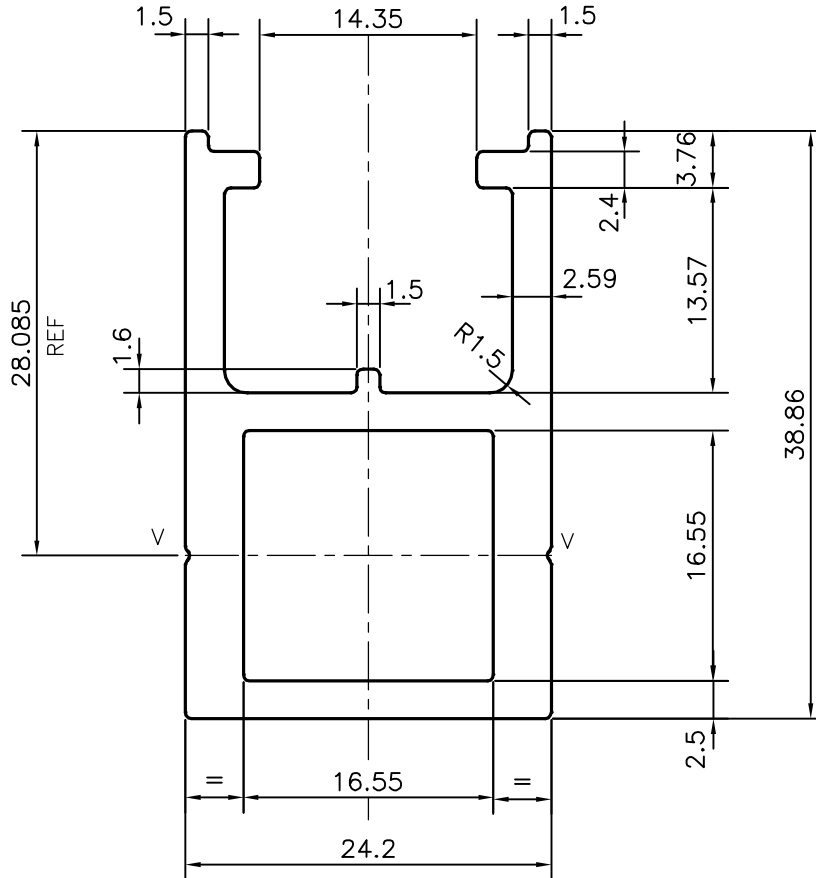
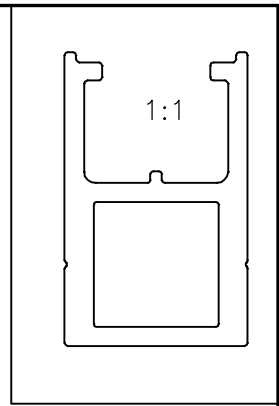
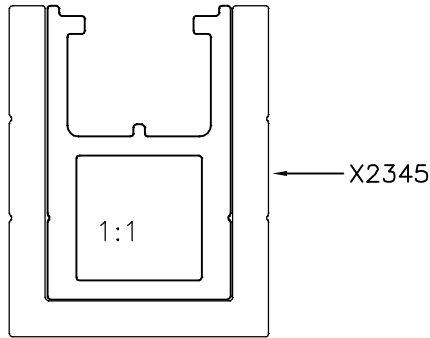


P-18270

X2347



TOLERANCE CHART CD = CIRCUMSCRIBING CIRCLE

	CD ≤ 100	100 < CD ≤ 200	200 < CD < 300	300 < CD < 500
UPTO 10mm -	±0.25	±0.30	±0.35	±0.40
10.0 -25.0 -	±0.30	±0.40	±0.50	±0.60
25.0 -50.0 -	±0.50	±0.60	±0.80	±0.90
50.0 -100.0 -	±0.70	±0.90	±1.10	±1.30
100 - 150 -	-	±1.10	±1.30	±1.50
150 - 200 -	-	±1.3	±1.50	±1.80
200 - 300 -	-	-	±1.70	±2.10
300 - 450 -	-	-	-	±2.80

V = V GROOVE 0.3x90° (2 PLACES)



SYMBOL OF QUALITY
AN ISO 9001 COMPANY

JINDAL ALUMINIUM LTD.
BANGALORE-560073 (INDIA)

	NAME	DATE
DRAWN	J.P.KAUSHIK	26-05-2018
CHECKED		
APPROVED	B.NATARAJA	04-06-2018
SCALE		2:1
AREA mm ²		348.098
PERIMETER mm.		169.319
WEIGHT kg/m		0.940
DRAWING No.		SECTION No.
P-18270		-
X2347		X2347

- ALL DIMENSIONS ARE IN mm.
- ROUND OFF ALL SHARP CORNERS WITH 0.40 mm.
- TOLERANCES WILL BE AS PER,BS:EN-755-9 UNLESS OTHERWISE SPECIFIED

PARTY'S NAME	PROSOURCE INDL. SOLUTIONS, CANADA
PARTY'S DRAWING No.	AS PER DRAWING
ALLOY & TEMPER	6063 T5
DESCRIPTION	GLASS BOTTOM CHANNEL