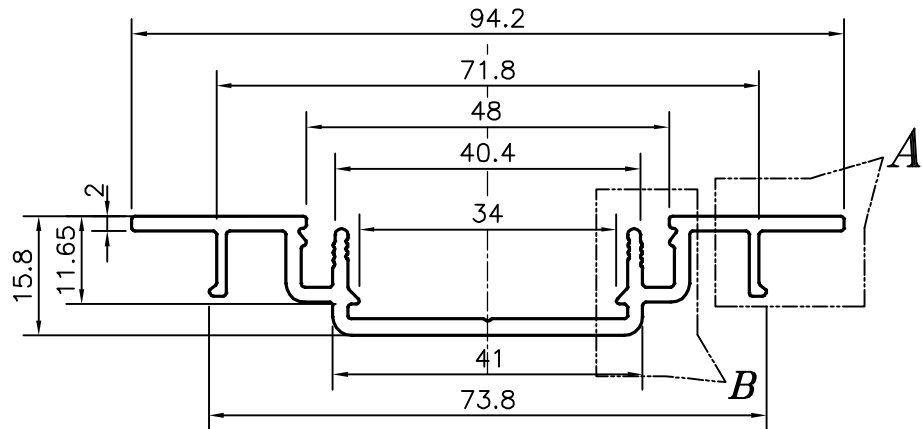
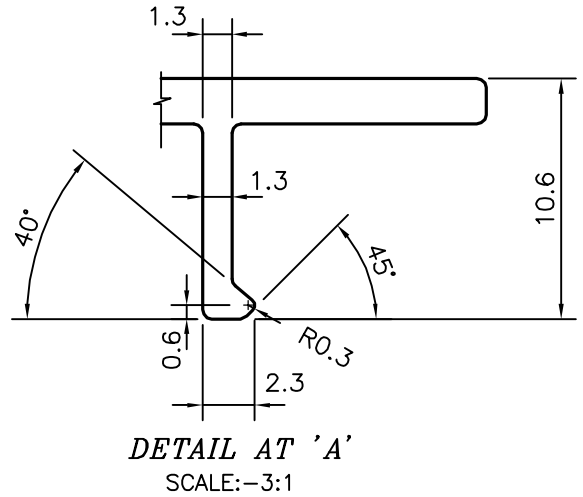
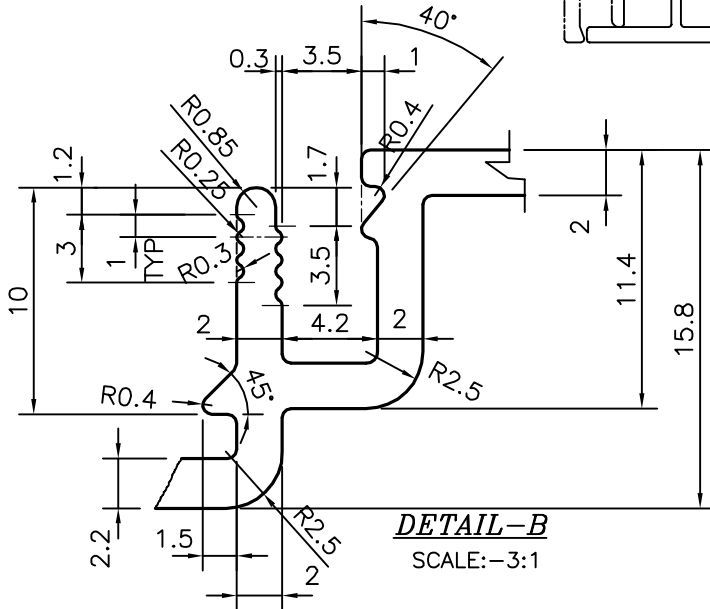
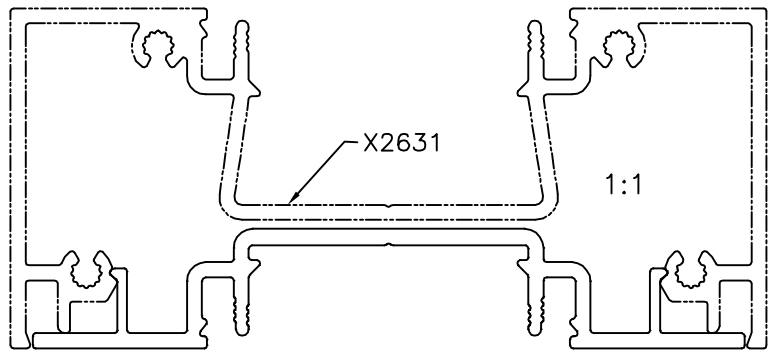


P-14062-1

X2630



TOLERANCE CHART CD = CIRCUMSCRIBING CIRCLE

	CD ≤ 100	100 < CD ≤ 200	200 < CD ≤ 300	300 < CD ≤ 500
UPTO 10mm	±0.25	±0.30	±0.35	±0.40
10.0 - 25.0	±0.30	±0.40	±0.50	±0.60
25.0 - 50.0	±0.50	±0.60	±0.80	±0.90
50.0 - 100.0	±0.70	±0.90	±1.10	±1.30
100 - 150	-	±1.10	±1.30	±1.50
150 - 200	-	±1.3	±1.50	±1.80
200 - 300	-	-	±1.70	±2.10
300 - 450	-	-	-	±2.80

V = VEE GROOVE 0.3x90°xR0.3 (1 PLACE)



SYMBOL OF QUALITY  
AN ISO 9001 COMPANY

**JINDAL ALUMINIUM LTD.**  
BANGALORE-560073 (INDIA)

	NAME	DATE
DRAWN	J.P.KAUSHIK	26-10-2019
CHECKED		
APPROVED	B.NATARAJA	27-02-2020

- ALL DIMENSIONS ARE IN mm.
- ROUND OFF ALL SHARP CORNERS WITH 0.40 mm.
- TOLERANCES WILL BE AS PER BS:EN-755-9 UNLESS OTHERWISE SPECIFIED

SCALE	1:1
AREA mm <sup>2</sup>	304.592
PERIMETER mm.	315.271
WEIGHT kg/m	0.822
DRAWING No.	SECTION No.
P-14062-1	-
X2630	X2630

PARTY'S NAME	PD ALUMINIUM LTD.,U.K
PARTY'S DRAWING No.	AS PER SAMPLE (PDG-9)
ALLOY & TEMPER	6063 T6
DESCRIPTION	CLIP SECTION